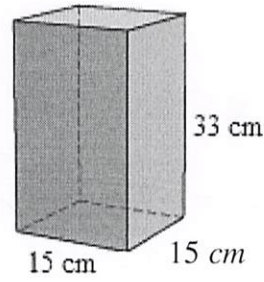
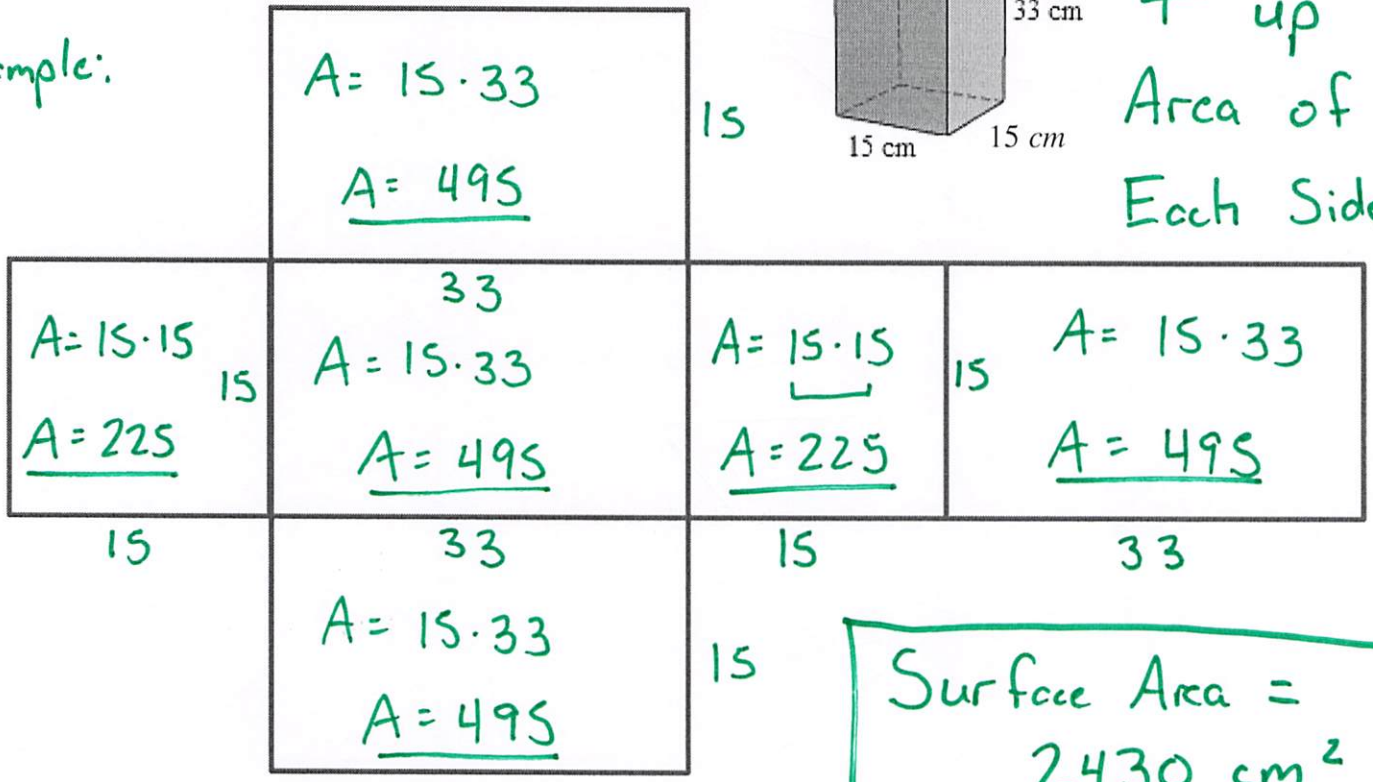


1. Find the Surface Area of the Rectangular Prism.

Example:



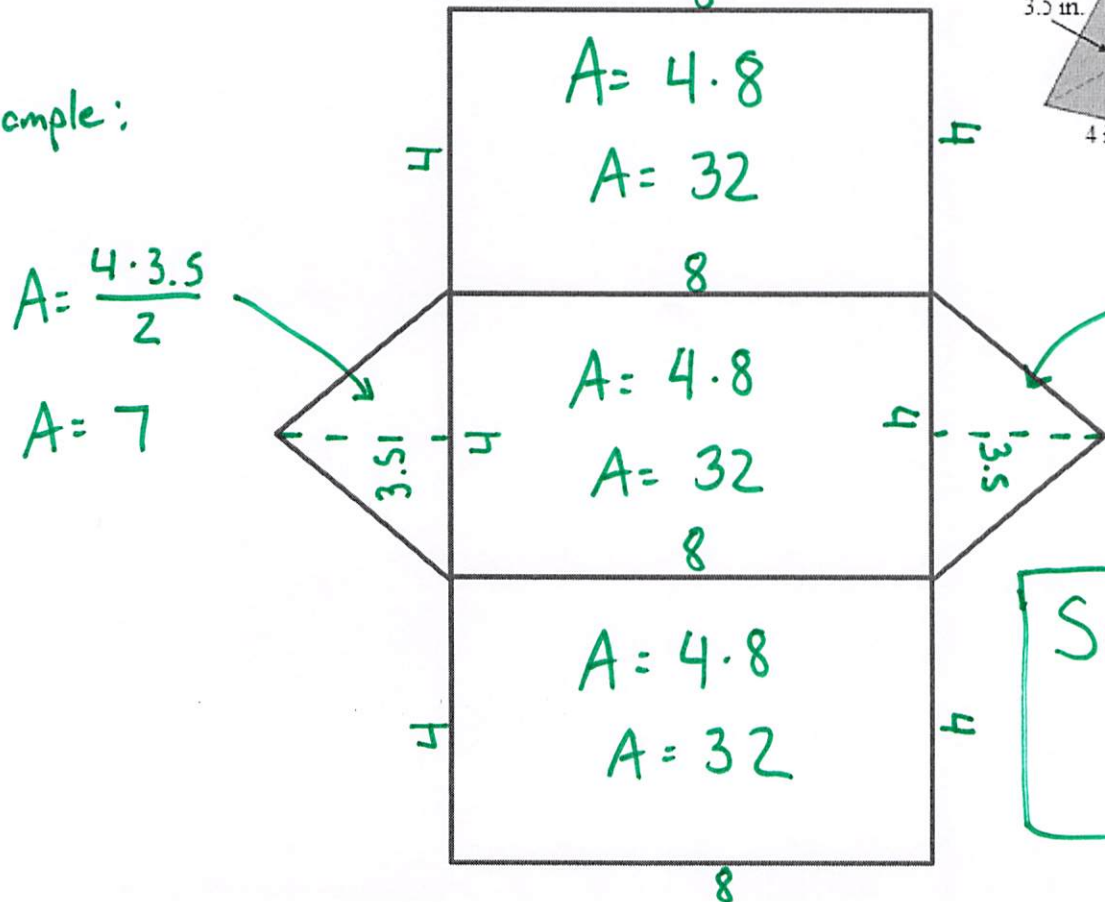
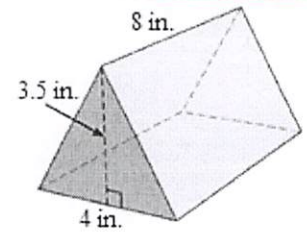
+ up
Area of
Each Side



Surface Area =
2430 cm²

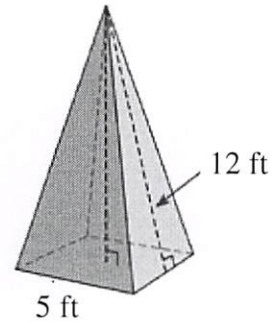
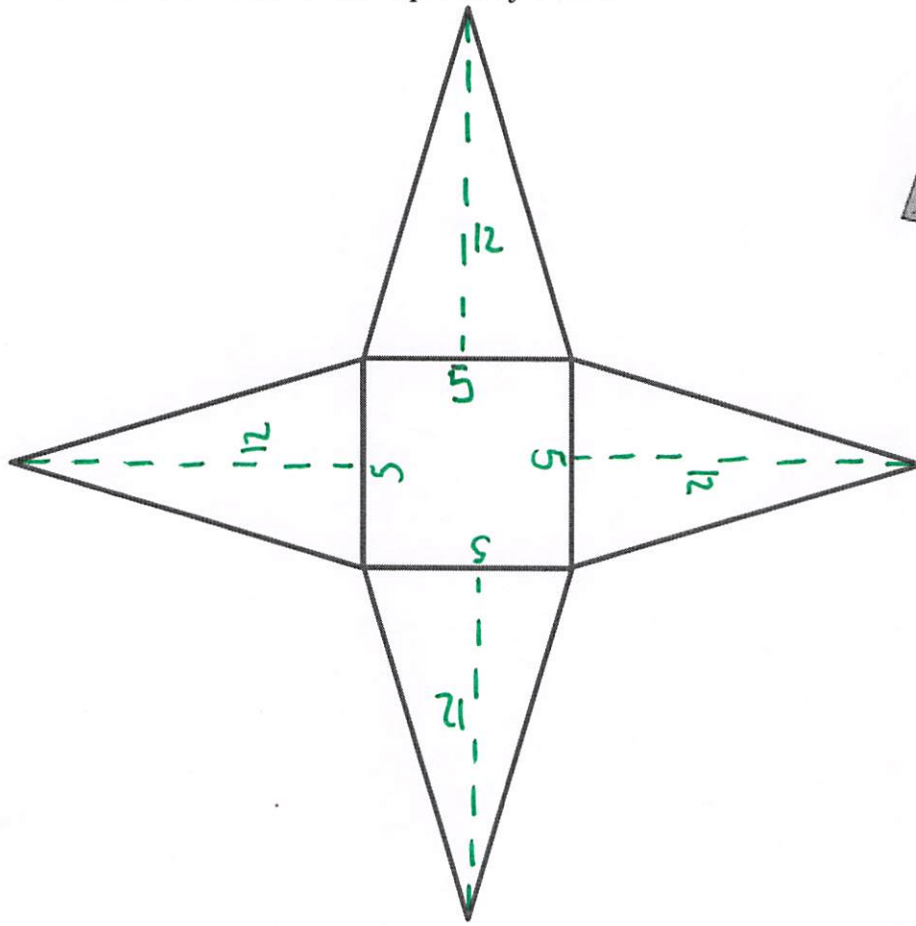
2. Find the Surface Area of the Triangular Prism.

Example:

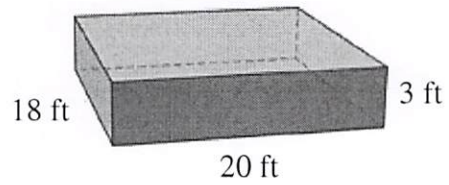



Surface Area =
110 in.²

4. Find the Surface Area of the Square Pyramid.



3. Find the Surface Area of the Rectangular Prism.



4. Find the Surface Area of the Square Pyramid.

$A = \frac{5 \cdot 12}{2}$
 $A = 30 \text{ ft}^2$

$A = \frac{5 \cdot 12}{2}$
 $A = 30 \text{ ft}^2$

$A = \frac{5 \cdot 12}{2}$
 $A = 30 \text{ ft}^2$

$A = \frac{5 \cdot 12}{2}$
 $A = 30 \text{ ft}^2$

$A = b \cdot h$
 $A = 5 \cdot 5$
 $A = 25 \text{ ft}^2$

Total Surface Area = 145 ft²

3. Find the Surface Area of the Rectangular Prism.

$A = 20 \cdot 3$
 $A = 60 \text{ ft}^2$

$A = 3 \cdot 18$
 $A = 54 \text{ ft}^2$

$A = 20 \cdot 18$
 $A = 360 \text{ ft}^2$

$A = 3 \cdot 18$
 $A = 54 \text{ ft}^2$

$A = 20 \cdot 18$
 $A = 360 \text{ ft}^2$

$A = 20 \cdot 3$
 $A = 60 \text{ ft}^2$

Surface Area = 948 ft²