

RUSH - HENRIETTA CENTRAL SCHOOL DISTRICT

BASIC FINANCIAL STATEMENTS

For Year Ended June 30, 2024



BUSINESS
ADVISORS
AND CPAS

TABLE OF CONTENTS

	Pages
Independent Auditors' Report	1 - 3
Management's Discussion and Analysis (Unaudited)	4 - 13
Basic Financial Statements:	
Statement of Net Position	14
Statement of Activities	15
Balance Sheet - Governmental Funds	16
Statement of Revenues, Expenditures, and Changes in Fund Balances - Governmental Funds	17
Reconciliation of Governmental Funds Statement of Revenues, Expenditures, and Changes in Fund Balances of Governmental Funds to Statement of Activities	18
Statement of Fiduciary Net Position and Statement of Changes in Fiduciary Net Position	19
Notes to the Basic Financial Statements:	20 - 49
Required Supplementary Information:	
Schedule of Changes in District's Total OPEB Liability and Related Ratio	50
Schedule of the District's Proportionate Share of the Net Pension Liability	51
Schedule of District Contributions	52
Schedule of Revenues, Expenditures and Changes in Fund Balance - Budget (Non-GAAP Basis) and Actual - General Fund	53 - 54
Supplementary Information:	
Schedule of Change from Adopted Budget to Final Budget and Real Property Tax Limit	55
Capital Projects Fund Schedule of Project Expenditures	56
Combining Balance Sheet - Nonmajor Governmental Funds	57
Combining Statement of Revenues, Expenditures and Changes in Fund Balances - Nonmajor Governmental Funds	58
Net Investment in Capital Assets/Right to Use Assets	59
Schedule of Expenditures of Federal Awards	60
Report on Internal Control Over Financial Reporting and on Compliance and Other Matters Based on an Audit of Financial Statements Performed in Accordance with Government Auditing Standards	61 - 62



BUSINESS
ADVISORS
AND CPAS

INDEPENDENT AUDITORS' REPORT

To the Board of Education
Rush-Henrietta Central School District, New York

Report on the Audit of the Financial Statements

Opinions

We have audited the financial statements of the governmental activities, each major fund, and the aggregate remaining fund information of Rush-Henrietta Central School District, New York, as of and for the year ended June 30, 2024, and the related notes to the financial statements, which collectively comprise the District's basic financial statements as listed in the table of contents.

In our opinion, the accompanying financial statements present fairly, in all material respects, the respective financial position of the governmental activities, each major fund, and the aggregate remaining fund information of the Rush-Henrietta Central School District, New York, as of June 30, 2024, and the respective changes in financial position and, where applicable, cash flows thereof for the year then ended in accordance with accounting principles generally accepted in the United States of America.

Basis for Opinion

We conducted our audit in accordance with auditing standards generally accepted in the United States of America (GAAS) and the standards applicable to financial audits contained in *Government Auditing Standards*, issued by the Comptroller General of the United States. Our responsibilities under those standards are further described in the Auditor's Responsibilities for the Audit of the Financial Statements section of our report. We are required to be independent of Rush-Henrietta Central School District and to meet our other ethical responsibilities, in accordance with the relevant ethical requirements relating to our audit. We believe that the audit evidence we have obtained is sufficient and appropriate to provide a basis for our audit opinion.

Responsibilities of Management for the Financial Statements

Rush-Henrietta Central School District's management is responsible for the preparation and fair presentation of the financial statements in accordance with accounting principles generally accepted in the United States of America, and for the design, implementation, and maintenance of internal control relevant to the preparation and fair presentation of financial statements that are free from material misstatement, whether due to fraud or error.

In preparing the financial statements, management is required to evaluate whether there are conditions or events, considered in the aggregate, that raise substantial doubt about the District's ability to continue as a going concern for twelve months beyond the financial statement date, including any currently known information that may raise substantial doubt shortly thereafter.

Auditor's Responsibilities for the Audit of the Financial Statements

Our objectives are to obtain reasonable assurance about whether the financial statements as a whole are free from material misstatement, whether due to fraud or error, and to issue an auditor's report that includes our opinions. Reasonable assurance is a high level of assurance but is not absolute assurance and therefore is not a guarantee that an audit conducted in accordance with GAAS and *Government Auditing Standards* will always detect a material misstatement when it exists. The risk of not detecting a material misstatement resulting from fraud is higher than for one resulting from error, as fraud may involve collusion, forgery, intentional omissions, misrepresentations, or the override of internal control. Misstatements are considered material if there is a substantial likelihood that, individually or in the aggregate, they would influence the judgment made by a reasonable user based on the financial statements.

In performing an audit in accordance with GAAS and *Government Auditing Standards*, we:

- Exercise professional judgment and maintain professional skepticism throughout the audit.
- Identify and assess the risks of material misstatement of the financial statements, whether due to fraud or error, and design and perform audit procedures responsive to those risks. Such procedures include examining, on a test basis, evidence regarding the amounts and disclosures in the financial statements.
- Obtain an understanding of internal control relevant to the audit in order to design audit procedures that are appropriate in the circumstances, but not for the purpose of expressing an opinion on the effectiveness of the District's internal control. Accordingly, no such opinion is expressed.
- Evaluate the appropriateness of accounting policies used and the reasonableness of significant accounting estimates made by management, as well as evaluate the overall presentation of the financial statements.
- Conclude whether, in our judgment, there are conditions or events, considered in the aggregate, that raise substantial doubt about the District's ability to continue as a going concern for a reasonable period of time.

We are required to communicate with those charged with governance regarding, among other matters, the planned scope and timing of the audit, significant audit findings, and certain internal control-related matters that we identified during the audit.

Required Supplementary Information

Accounting principles generally accepted in the United States of America require that the management's discussion and analysis, schedule of changes in District's total OPEB liability and related ratio, schedule of the District's proportionate share of the net pension liability, schedule of District contributions, and budgetary comparison information on pages 4-13 and 50-54 be presented to supplement the basic financial statements. Such information is the responsibility of management and, although not a part of the basic financial statements, is required by the Governmental Accounting Standards Board who considers it to be an essential part of financial reporting for placing the basic financial statements in an appropriate operational, economic, or historical context. We have applied certain limited procedures to the required supplementary information in accordance with auditing standards generally accepted in the United States of America, which consisted of inquiries of management about the methods of preparing the information and comparing the information for consistency with management's responses to our inquiries, the basic financial statements, and other knowledge we obtained during our audit of the basic financial statements. We do not express an opinion or provide any assurance on the information because the limited procedures do not provide us with sufficient evidence to express an opinion or provide any assurance.

Supplementary Information

Our audit was conducted for the purpose of forming opinions on the financial statements that collectively comprise Rush-Henrietta Central School District's basic financial statements. The accompanying supplemental information as listed in the table of contents and schedule of expenditures of federal awards, as required by Title 2 U.S. Code of Federal Regulations, Part 200, Uniform Administrative Requirements, Cost Principles, and Audit Requirements for Federal Awards are presented for purposes of additional analysis and are not a required part of the basic financial statements.

The accompanying supplementary information as listed in the table of contents and schedule of expenditures of federal awards is the responsibility of management and was derived from and relates directly to the underlying accounting and other records used to prepare the basic financial statements. Such information has been subjected to the auditing procedures applied in the audit of the basic financial statements and certain additional procedures, including comparing and reconciling such information directly to the underlying accounting and other records used to prepare the basic financial statements or to the basic financial statements themselves, and other additional procedures in accordance with auditing standards generally accepted in the United States of America. In our opinion, the supplementary information as listed in the table of contents and schedule of expenditures of federal awards is fairly stated, in all material respects, in relation to the basic financial statements as a whole.

Other Reporting Required by Government Auditing Standards

In accordance with *Government Auditing Standards*, we have also issued our report dated September 16, 2024 on our consideration of Rush-Henrietta Central School District's internal control over financial reporting and on our tests of its compliance with certain provisions of laws, regulations, contracts, and grant agreements and other matters. The purpose of that report is solely to describe the scope of our testing of internal control over financial reporting and compliance and the results of that testing, and not to provide an opinion on the effectiveness of internal control over financial reporting or on compliance. That report is an integral part of an audit performed in accordance with *Government Auditing Standards* in considering Rush-Henrietta Central School District's internal control over financial reporting and compliance.

Mengel, Metzger, Baw & Co. LLP

Rochester, New York
September 16, 2024

Rush Henrietta Central School District
Management's Discussion and Analysis
For the Fiscal Year Ended June 30, 2024

The following is a discussion and analysis of the School District's financial performance for the fiscal year ended June 30, 2024. This section is a summary of the School District's financial activities based on currently known facts, decisions, and/or conditions. It is also based on both the government-wide and fund-based financial statements. The results of the current year are discussed in comparison with the prior year, with an emphasis placed on the current year. This section is only an introduction and should be read in conjunction with the School District's financial statements, which immediately follow this section.

Financial Highlights

At the close of the fiscal year, the total assets plus deferred outflows (what the district owns) exceeded its total liabilities plus deferred inflows (what the district owes) by \$217,528,402 (net position) an increase of \$21,089,719 from the prior year.

As of the close of the fiscal year, the School District's governmental funds reported combined fund balances of \$139,358,730 an increase of \$14,435,372 in comparison with the prior year.

New York State Law limits the amount of unreserved fund balance that can be retained by the General Fund to 4% of the ensuing year's budget, exclusive of the amount designated for the subsequent year's budget. At the end of the current fiscal year, the unassigned fund balance of the General Fund was \$6,809,515 and this amount was within the statutory limit.

General revenues which include Real Property Taxes, Non Property Taxes, State and Federal Aid, Investment Earnings, Compensation for Loss, and Miscellaneous accounted for \$169,752,977 or 92% of all revenues. Program specific revenues in the form of Charges for services and Operating Grants and Contributions, accounted for \$14,125,612 or 8% of total revenues.

Overview of the Financial Statements

This management's discussion and analysis is intended to serve as an introduction to the School District's basic financial statements. The School District's basic financial statements are comprised of three components: (1) government-wide financial statements, (2) fund financial statements and (3) notes to the financial statements. This report also contains individual fund statements and schedules in addition to the basic financial statements.

Government-Wide Financial Statements

The *government-wide financial statements* are designed to provide readers with a broad overview of the School District's finances, in a manner similar to a private-sector business.

The *statement of net position* presents information on all of the School District's assets plus deferred outflow of resources and liabilities plus deferred inflow of resources, with the difference between the two reported as *net position*. Over time, increases or decreases in net position may serve as a useful indicator of whether the financial position of the School District is improving or deteriorating.

The *statement of activities* presents information showing how the School District's net position changed during the most recent fiscal year. All changes in net position are reported as soon as the underlying event giving rise to the change occurs, regardless of the timing of related cash flows.

The *governmental* activities of the School District include instruction, pupil transportation, cost of food sales, general administrative support, community service, and interest on long-term debt.

The government-wide financial statements can be found on the pages immediately following this section as the first two pages of the basic financial statements.

Fund Financial Statements

A *fund* is a grouping of related accounts that is used to maintain control over resources that have been segregated for specific activities or objectives. The School District, like other state and local governments, uses fund accounting to ensure and demonstrate compliance with finance related legal requirements. All of the funds of the School District can be divided into two categories: governmental funds and fiduciary funds.

Governmental funds are used to account for essentially the same functions reported as *governmental activities* in the government-wide financial statements. However, unlike the government-wide financial statements, governmental fund financial statements focus on *near-term inflows and outflows of spendable resources*, as well as on *balances of spendable resources* available at the end of the fiscal year. Such information may be useful in evaluating the School District's near-term financing requirements.

Because the focus of governmental funds is narrower than that of the government-wide financial statements, it is useful to compare the information presented for *governmental funds* with similar information presented for *governmental activities* in the government-wide financial statements. By doing so, readers may better understand the long-term impact of the government's near term financing decisions. Both the governmental fund balance sheet and the governmental fund statement of revenues, expenditures, and changes in fund balances provide a reconciliation to facilitate this comparison between *governmental funds* and *governmental activities*.

The School District maintains six individual governmental funds; General Fund, Special Aid Fund, Debt Service Fund, School Lunch Fund, Miscellaneous Special Revenue Fund, and Capital Projects Fund. Information is presented separately in the governmental fund balance sheet and in the governmental fund statement of revenues, expenditures and changes in fund balances for the general fund, the special aid fund, and the capital projects fund which are reported as major funds. Data for the school lunch fund, the miscellaneous special revenue fund and the debt service fund are aggregated into a single column and reported as non-major funds.

The School District adopts and voters approve an annual budget for its General Fund. A budgetary comparison statement has been provided for the General Fund within the basic financial statements to demonstrate compliance with the budget.

The *Fiduciary Funds* are used to account for assets held by the School District in an agency capacity which accounts for assets held by the School District on behalf of others. Fiduciary funds are not reflected in the government-wide financial statement because the resources of these funds are *not* available to support the School District's programs.

The financial statements for the governmental and fiduciary funds can be found in the basic financial statement section of this report.

<u>Major Feature of the District-Wide and Fund Financial Statements</u>			
	Government-Wide Statements	Fund Financial Statements	
		Governmental Funds	Fiduciary Funds
Scope	Entire District (except fiduciary funds)	The activities of the School District that are not proprietary or fiduciary, such as special education, scholarship programs, and building maintenance	Instances in which the School District administers resources on behalf of someone else, such as student activities monies
Required financial statements	Statement of net position Statement of activities	Balance sheet Statement of revenues, expenditures, and changes in fund balance	Statement of fiduciary net position statement of changes in fiduciary net position
Accounting basis and measurement focus	Accrual accounting and economic resources focus	Modified accrual accounting and current financial focus	Accrual accounting and economic resources focus
Type of asset/liability information	All assets and liabilities, both financial and capital, short-term and long-term	Generally, assets expected to be used up and liabilities that come due during the year or soon thereafter; no capital assets or long-term liabilities included	All assets and liabilities, both short-term and long-term; funds do not currently contain capital assets, although they can.
Type of inflow/outflow information	All revenues and expenses during year, regardless of when cash is received or paid	Revenues for which cash is received during or soon after the end of the year; expenditures when goods or services have been received and the related liability is due and payable	All additions and deductions during the year, regardless of when cash is received or paid

Notes to the Financial Statements

The notes provide additional information that is essential to a full understanding of the data provided in the government-wide and fund financial statements. The notes to the financial statements can be found following the basic financial statement section of this report.

Government-Wide Statements

The government-wide statements report information about the District as a whole using accounting methods similar to those used by private-sector companies. The statement of net position includes all the School District's assets and liabilities. All of the current year's revenues and expenses are accounted for in the statement of activities regardless of when cash is received or paid.

The two government-wide statements report the District's net position and how they have changed. Net position, the difference between the District's assets plus deferred outflow resources and liabilities plus deferred inflow of resources, is one way to measure the District's financial health or position. Over time, increases or decreases in the District's net position are an indicator of whether its financial position is improving or deteriorating, respectively. Additional non-financial factors such as changes in the District's property tax base and the condition of the school buildings and facilities must also be considered to assess the District's overall health.

All of the District's services are reported in the government-wide financial statements as governmental activities. Most of the District's basic services are included here, such as regular and special education, transportation and administration. Property taxes, federal and state aid, and investment earnings finance most of these activities.

Financial Analysis of the School District As A Whole

Net Position

The District's combined net position was larger on June 30, 2024 than it was the year before as shown in table below.

	<u>Governmental Activities</u>		<u>Total Variance</u>
	<u>2024</u>	<u>2023</u>	
<u>ASSETS:</u>			
Current and Other Assets	\$ 160,655,472	\$ 146,983,196	\$ 13,672,276
Capital Assets	119,877,383	109,953,230	9,924,153
Total Assets	<u>\$ 280,532,855</u>	<u>\$ 256,936,426</u>	<u>\$ 23,596,429</u>
<u>DEFERRED OUTFLOWS OF RESOURCES:</u>			
Deferred Outflows of Resources	<u>\$ 29,056,335</u>	<u>\$ 35,953,110</u>	<u>\$ (6,896,775)</u>
<u>LIABILITIES:</u>			
Long-Term Debt Obligations	\$ 61,922,359	\$ 67,451,087	\$ (5,528,728)
Other Liabilities	20,346,124	20,549,154	(203,030)
Total Liabilities	<u>\$ 82,268,483</u>	<u>\$ 88,000,241</u>	<u>\$ (5,731,758)</u>
<u>DEFERRED INFLOWS OF RESOURCES:</u>			
Deferred Inflows of Resources	<u>\$ 9,792,305</u>	<u>\$ 8,450,612</u>	<u>\$ 1,341,693</u>
<u>NET POSITION:</u>			
Net Investment in Capital Assets	\$ 115,206,447	\$ 104,374,040	\$ 10,832,407
<u>Restricted For,</u>			
Capital Projects	50,966,806	58,412,437	(7,445,631)
Reserve for ERS	13,418,138	12,131,452	1,286,686
Capital Reserve	41,122,977	22,252,529	18,870,448
Other Purposes	20,691,290	19,720,183	971,107
Unrestricted	(23,877,256)	(20,451,958)	(3,425,298)
Total Net Position	<u>\$ 217,528,402</u>	<u>\$ 196,438,683</u>	<u>\$ 21,089,719</u>

Key Variances

- Current and Other Assets increased \$13,672,276 as a result of positive financial results generating additional cash and cash equivalents.
- Net Investment in Capital Assets increased \$10,832,407 as a result of the District's utilization of current funds to invest in their capital assets.
- Capital Reserve increased \$18,870,448 as a result of positive financial results which the Board approved the funding of the capital reserves.

The District's financial position is the product of many factors.

By far, the largest component of the School District's net position reflects its investment in capital assets, less any related debt used to acquire those assets that is still outstanding. The School District uses these capital assets to provide services to the students and consequently, these assets are not available for future spending. Although the School District's investment in its capital assets is reported net of related debt, it should be noted that the resources needed to repay this debt must be provided from other sources, since the capital assets themselves cannot be used to liquidate these liabilities.

There are four restricted net position balances, Capital Projects, Reserve for ERS, Capital Reserve, and Other Purposes. The remaining balance of unrestricted net position is a deficit of \$23,877,256.

Changes in Net position

The District’s total revenue increased 6% to \$183,878,589. State and federal aid 33% and property taxes 51% accounted for most of the District’s revenue. The remaining 16% of the revenue comes from operating grants, charges for services, capital grants, non-property taxes, investment earnings, compensation for loss, and miscellaneous revenues.

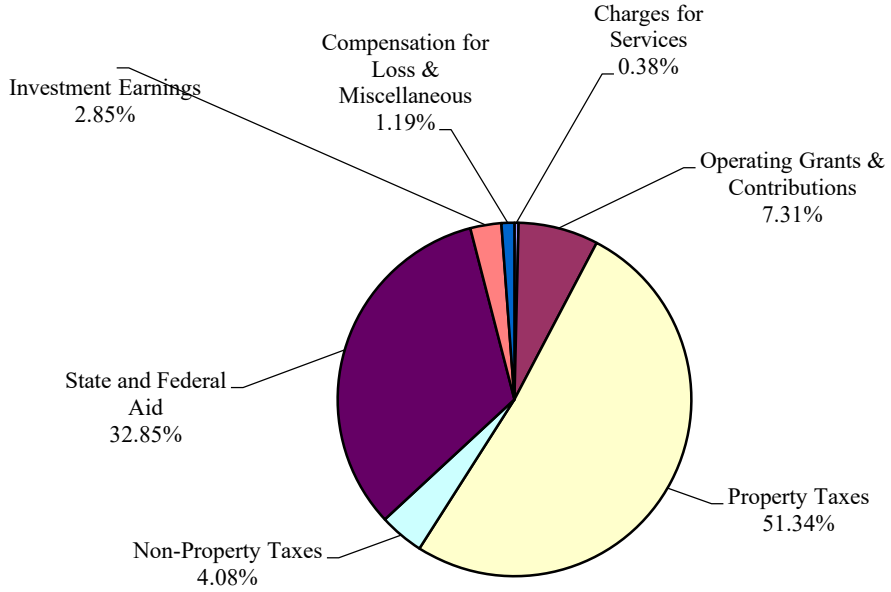
The total cost of all the programs and services increased 7% to \$162,788,870. The District’s expenses are predominately related to education and caring for the students (Instruction) 77%. General support which included expenses associated with the operation, maintenance and administration of the District accounted for 11% of the total costs. See table below:

	<u>Governmental Activities</u>		<u>Total</u>
	<u>2024</u>	<u>2023</u>	<u>Variance</u>
<u>REVENUES:</u>			
<u>Program -</u>			
Charges for Service	\$ 689,633	\$ 1,560,761	\$ (871,128)
Operating Grants & Contributions	13,435,979	15,635,102	(2,199,123)
Total Program	\$ 14,125,612	\$ 17,195,863	\$ (3,070,251)
<u>General -</u>			
Property Taxes	\$ 94,432,467	\$ 92,403,843	\$ 2,028,624
Non Property Taxes	7,496,313	7,237,542	258,771
State and Federal Aid	60,400,743	51,130,427	9,270,316
Investment Earnings	5,241,403	2,616,918	2,624,485
Compensation for Loss	5,520	164,684	(159,164)
Miscellaneous	2,176,531	2,995,984	(819,453)
Total General	\$ 169,752,977	\$ 156,549,398	\$ 13,203,579
TOTAL REVENUES	\$ 183,878,589	\$ 173,745,261	\$ 10,133,328
<u>EXPENSES:</u>			
General Support	\$ 18,251,483	\$ 17,292,918	\$ 958,565
Instruction	125,373,306	116,108,323	9,264,983
Pupil Transportation	14,186,113	13,750,228	435,885
Community Services	386,709	346,199	40,510
School Lunch	4,469,150	3,993,075	476,075
Interest	122,109	154,593	(32,484)
TOTAL EXPENSES	\$ 162,788,870	\$ 151,645,336	\$ 11,143,534
INCREASE IN NET POSITION	\$ 21,089,719	\$ 22,099,925	
NET POSITION, BEGINNING OF YEAR	196,438,683	174,338,758	
NET POSITION, END OF YEAR	\$ 217,528,402	\$ 196,438,683	

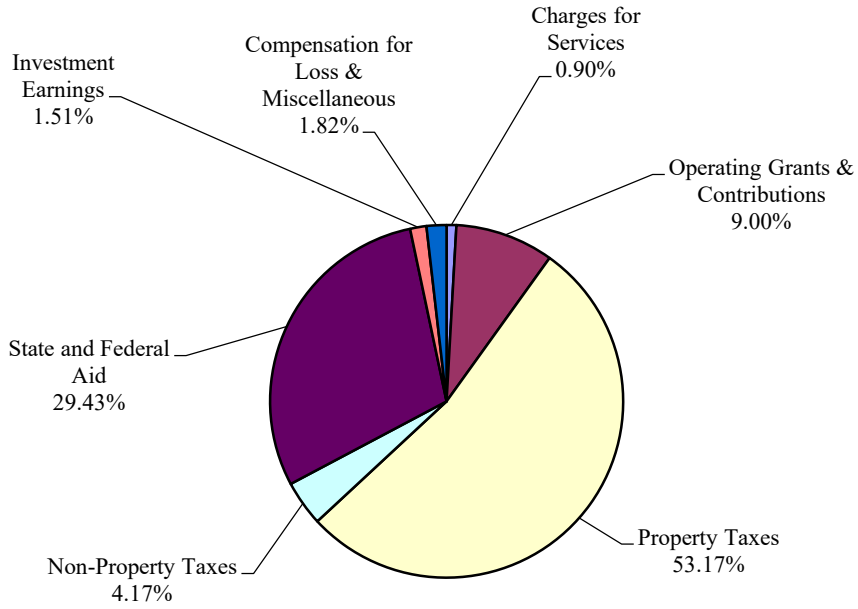
Key Variances

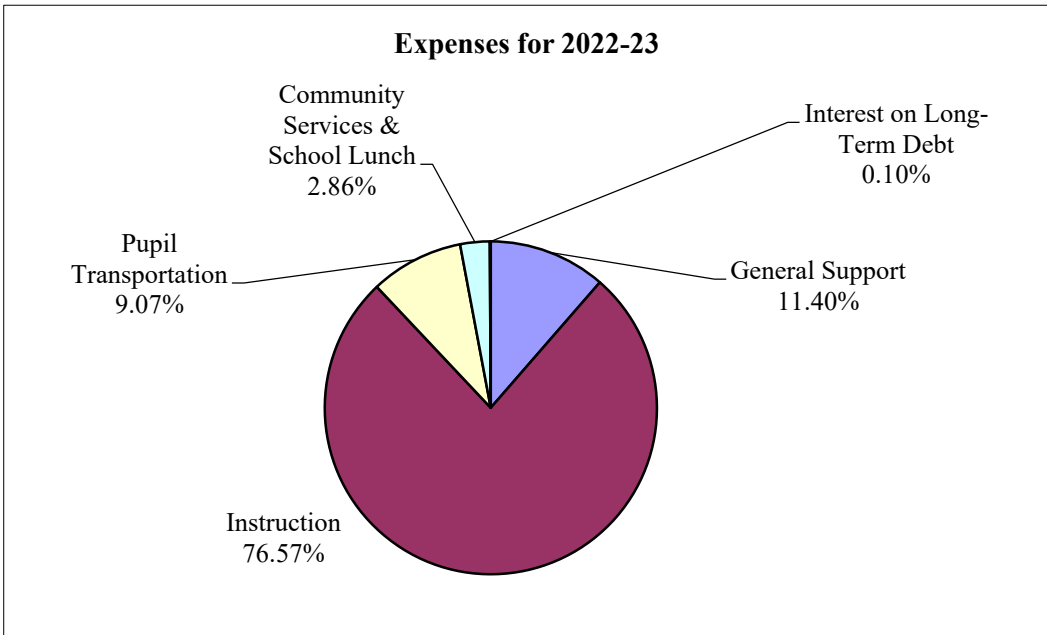
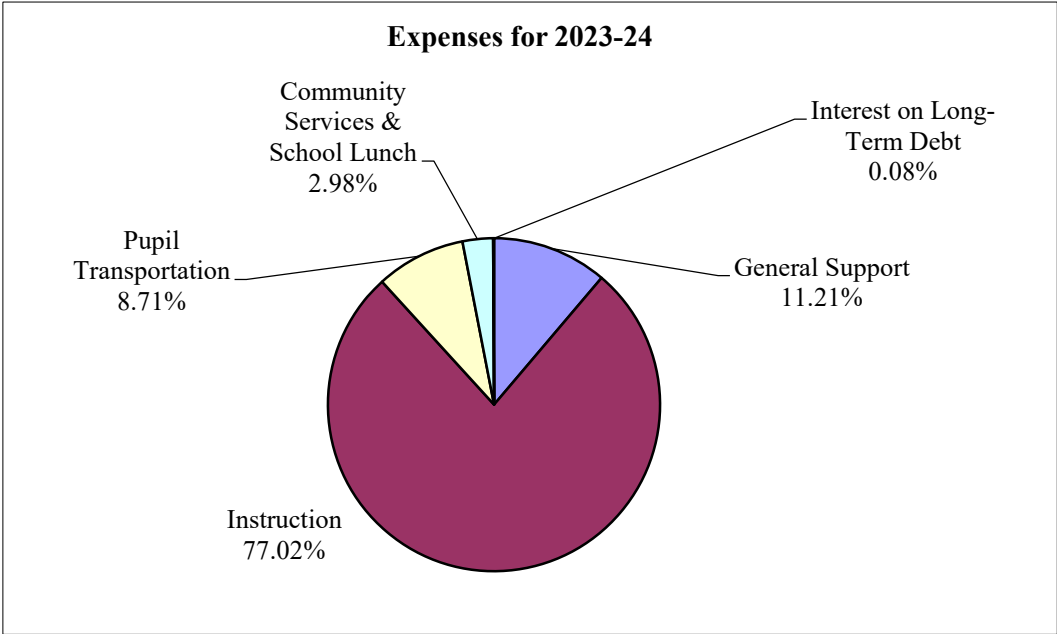
- State and Federal Aid increased \$9,270,316 as a result of formula changes to foundation aid
- Instruction increased \$9,264,983 as a result of spending of stimulus funds and the impact of the changes to the pension systems.

Revenue for 2023-24



Revenue for 2022-23





Financial Analysis of the School District's Funds

The financial performance of the District as a whole is reflected in its governmental funds. As the District completed the year, its governmental funds reported combined fund balances of \$139,358,730 which is more than last year's ending fund balance of \$124,923,358.

The General Fund is the chief operating fund of the District. At the end of the current year, the total fund balance of the General Fund was \$86,166,022. Fund balance for the General Fund increased by \$21,423,204 compared with the prior year. See table below:

<u>General Fund Balances:</u>	<u>2024</u>	<u>2023</u>	<u>Total Variance</u>
Restricted	\$ 74,603,687	\$ 53,523,851	\$ 21,079,836
Assigned	4,752,820	4,747,799	5,021
Unassigned	6,809,515	6,471,168	338,347
Total General Fund Balances	<u>\$ 86,166,022</u>	<u>\$ 64,742,818</u>	<u>\$ 21,423,204</u>

General Fund Budgetary Highlights

The difference between the original budget and the final amended budget was \$4,747,799. This change is attributable to \$4,747,799 of carryover encumbrances from the 2022-23 school year.

The key factors for budget variances in the general fund are listed below along with explanations for each.

Expenditure Items:	Budget Variance Original Vs. Amended	Explanation for Budget Variance
General Support	\$1,239,915	Replace and expand network servers
Employee Benefits	(\$1,682,300)	Budget transfer because of lower-than-expected health insurance premium increases
Transfers-Out	\$1,075,000	Additional funding for bus purchases

	Budget Variance Amended Vs. Actual	
Revenue Items:		Explanation for Budget Variance
Real Property Tax Items	\$1,023,437	Increase in Shelter Rent PILOT payments
Non-Property Taxes	\$2,056,313	Strong growth in sales tax revenue
Use of Money and Property	\$2,622,051	Significant growth in interest earnings and tuition receipts
Miscellaneous	\$1,529,738	BOCES refunds from prior year charges
State Sources	\$2,112,874	Tuition aid and BOCES aid increases
Transfers-In	(\$1,637,144)	Reduced funding from federal stimulus funds
Expenditure Items:	Budget Variance Amended Vs. Actual	Explanation for Budget Variance
General Support	\$2,166,708	Unfilled operational positions, lower natural gas costs, fewer purchased services
Instructional	\$3,726,227	Reduced utilization of outside special education placements
Pupil Transportation	\$1,588,255	Unfilled bus driver positions both in-house and by contractors
Employee Benefits	\$5,488,936	Unfilled positions, health insurance rate increase lower than budgeted and increased transition to lower cost health plans

Capital Asset and Debt Administration

Capital Assets

By the end of the 2024 fiscal year, the District had invested \$116,716,391 in a broad range of capital assets. The change in capital assets, net of accumulated depreciation, is reflected below:

	<u>2024</u>	<u>2023</u>
<u>Capital Assets:</u>		
Land	\$ 3,037,218	\$ 3,037,218
Work in Progress	11,884,039	10,110,424
Buildings and Improvements	87,244,467	82,690,787
Machinery and Equipment	14,550,667	11,192,693
Total Capital Assets	<u>\$ 116,716,391</u>	<u>\$ 107,031,122</u>
<u>Lease Assets:</u>		
Equipment	\$ 3,108,787	\$ 2,895,751
Subscription IT Assets	52,205	26,357
Total Lease Assets	<u>\$ 3,160,992</u>	<u>\$ 2,922,108</u>

More detailed information can be found in the notes to the financial statements.

Long-Term Debt

At year end, the District had \$61,922,359 in general obligation bonds and other long-term debt outstanding as follows:

<u>Type</u>	<u>2024</u>	<u>2023</u>
Serial Bonds	\$ 4,195,000	\$ 5,335,000
OPEB	44,030,172	43,866,328
Net Pension Liability	10,184,049	14,583,526
Retainage Payable	475,936	244,190
Compensated Absences	3,037,202	3,130,287
Total Long-Term Obligations	\$ 61,922,359	\$ 67,159,331

More detailed information can be found in the notes to the financial statements.

Factors Bearing on the District's Future

An increase in the number of high needs students, such as Special Education, English Language Learners, and mental health support continue to drive budgetary needs. In addition, labor constraints and inflationary increases will continue to add expenditure budgetary pressure while revenue growth is constrained by the 2% tax cap and a state desire to limit the growth in state aid. During the pandemic the district was able to increase reserves which will be utilized to supplement the constrained revenue growth.

Contacting the School District's Financial Management

This financial report is designed to provide the District's citizens, taxpayers, customers, investors, and creditors with a general overview of the District's finances and to demonstrate the District's accountability for the money it receives. Questions concerning any of the information provided in this report or requests for additional information should be addressed to the following:

Rush Henrietta Central School District
Parker Administration Building
2034 Lehigh Station Road
Henrietta, New York 14467
Attn: Mr. Andrew Whitmore
Assistant Superintendent for School Finance & Operations

RUSH-HENRIETTA CENTRAL SCHOOL DISTRICT, NEW YORK

Statement of Net Position

June 30, 2024

	Governmental Activities
ASSETS	
Cash and cash equivalents	\$ 150,708,506
Investments	47,222
Accounts receivable (net)	9,792,498
Inventories	107,246
Capital Assets:	
Land	3,037,218
Work in progress	11,884,039
Other capital assets (net of depreciation)	104,956,126
TOTAL ASSETS	<u>\$ 280,532,855</u>
 DEFERRED OUTFLOWS OF RESOURCES	
Deferred outflows of resources	<u>\$ 29,056,335</u>
 LIABILITIES	
Accounts payable	\$ 1,534,223
Accrued liabilities	2,044,760
Unearned revenues	1,292,886
Due to other governments	287
Due to teachers' retirement system	5,568,792
Due to employees' retirement system	869,653
Other Liabilities	9,035,523
Long-Term Obligations:	
Due in one year	1,791,224
Due in more than one year	60,131,135
TOTAL LIABILITIES	<u>\$ 82,268,483</u>
 DEFERRED INFLOWS OF RESOURCES	
Deferred inflows of resources	<u>\$ 9,792,305</u>
 NET POSITION	
Net investment in capital assets	\$ 115,206,447
Restricted For:	
Capital projects	50,966,806
Reserve for employee retirement system	13,418,138
Capital reserves	41,122,977
Other purposes	20,691,290
Unrestricted	(23,877,256)
TOTAL NET POSITION	<u>\$ 217,528,402</u>

(See accompanying notes to financial statements)

RUSH-HENRIETTA CENTRAL SCHOOL DISTRICT, NEW YORK

Statement of Activities

For The Year Ended June 30, 2024

<u>Functions/Programs</u>	<u>Expenses</u>	<u>Program Revenues</u>		<u>Net (Expense)</u> <u>Revenue and</u> <u>Changes in</u> <u>Net Position</u>
		<u>Charges for</u> <u>Services</u>	<u>Operating</u> <u>Grants and</u> <u>Contributions</u>	<u>Governmental</u> <u>Activities</u>
Primary Government -				
General support	\$ 18,251,483	\$ -	\$ -	\$ (18,251,483)
Instruction	125,373,306	363,718	9,123,125	(115,886,463)
Pupil transportation	14,186,113	-	-	(14,186,113)
Community services	386,709	-	-	(386,709)
School lunch	4,469,150	325,915	4,312,854	169,619
Interest	122,109	-	-	(122,109)
Total Primary Government	<u>\$ 162,788,870</u>	<u>\$ 689,633</u>	<u>\$ 13,435,979</u>	<u>\$ (148,663,258)</u>
General Revenues:				
Property taxes				\$ 94,432,467
Non property taxes				7,496,313
State and federal aid				60,400,743
Investment earnings				5,241,403
Compensation for loss				5,520
Miscellaneous				2,176,531
Total General Revenues				<u>\$ 169,752,977</u>
Changes in Net Position				\$ 21,089,719
Net Position, Beginning of Year				<u>196,438,683</u>
Net Position, End of Year				<u>\$ 217,528,402</u>

(See accompanying notes to financial statements)

RUSH-HENRIETTA CENTRAL SCHOOL DISTRICT, NEW YORK

Balance Sheet

Governmental Funds

June 30, 2024

	<u>General Fund</u>	<u>Special Aid Fund</u>	<u>Capital Projects Fund</u>	<u>Nonmajor Governmental Funds</u>	<u>Total Governmental Funds</u>
ASSETS					
Cash and cash equivalents	\$ 96,538,366	\$ 1,091,806	\$ 51,188,833	\$ 1,889,501	\$ 150,708,506
Investments	-	-	-	47,222	47,222
Receivables (net)	6,120,053	3,392,743	-	279,702	9,792,498
Inventories	-	-	-	107,246	107,246
Due from other funds	3,416,202	-	-	3,016	3,419,218
TOTAL ASSETS	<u>\$ 106,074,621</u>	<u>\$ 4,484,549</u>	<u>\$ 51,188,833</u>	<u>\$ 2,326,687</u>	<u>\$ 164,074,690</u>
LIABILITIES DEFERRED INFLOWS AND FUND BALANCES					
<u>Liabilities -</u>					
Accounts payable	\$ 1,285,898	\$ 22,520	\$ 222,027	\$ 3,778	\$ 1,534,223
Accrued liabilities	1,937,015	65,430	-	38,195	2,040,640
Due to other funds	3,016	3,416,202	-	-	3,419,218
Due to other governments	-	-	-	287	287
Due to TRS	5,568,792	-	-	-	5,568,792
Due to ERS	869,653	-	-	-	869,653
Other liabilities	9,035,523	-	-	-	9,035,523
Compensated absences	300,288	-	-	-	300,288
Unearned revenue	253,964	980,397	-	58,525	1,292,886
TOTAL LIABILITIES	<u>\$ 19,254,149</u>	<u>\$ 4,484,549</u>	<u>\$ 222,027</u>	<u>\$ 100,785</u>	<u>\$ 24,061,510</u>
<u>Deferred Inflows -</u>					
Deferred inflows of resources	<u>\$ 654,450</u>	<u>\$ -</u>	<u>\$ -</u>	<u>\$ -</u>	<u>\$ 654,450</u>
<u>Fund Balances -</u>					
Nonspendable	\$ -	\$ -	\$ -	\$ 107,246	\$ 107,246
Restricted	74,603,687	-	50,966,806	628,718	126,199,211
Assigned	4,752,820	-	-	1,489,938	6,242,758
Unassigned	6,809,515	-	-	-	6,809,515
TOTAL FUND BALANCE	<u>\$ 86,166,022</u>	<u>\$ -</u>	<u>\$ 50,966,806</u>	<u>\$ 2,225,902</u>	<u>\$ 139,358,730</u>
TOTAL LIABILITIES DEFERRED INFLOWS AND FUND BALANCES	<u>\$ 106,074,621</u>	<u>\$ 4,484,549</u>	<u>\$ 51,188,833</u>	<u>\$ 2,326,687</u>	

**Amounts reported for governmental activities in the
Statement of Net Position are different because:**

Capital assets/right to use assets used in governmental activities are not financial resources and therefore are not reported in the funds.	119,877,383
Interest is accrued on outstanding bonds in the statement of net position but not in the funds.	(4,120)
The following long-term obligations are not due and payable in the current period and therefore are not reported in the governmental funds:	
Serial bonds payable	(4,195,000)
OPEB	(44,030,172)
Retainage	(475,936)
Compensated absences	(2,736,914)
Deferred outflow - pension	27,327,545
Deferred outflow - OPEB	1,728,790
Net pension liability	(10,184,049)
Deferred inflow - pension	(5,308,447)
Deferred inflow - OPEB	(3,829,408)
Net Position of Governmental Activities	<u>\$ 217,528,402</u>

RUSH-HENRIETTA CENTRAL SCHOOL DISTRICT, NEW YORK
Statement of Revenues, Expenditures and Changes in Fund Balances
Governmental Funds
For The Year Ended June 30, 2024

	General Fund	Special Aid Fund	Capital Projects Fund	Nonmajor Governmental Funds	Total Governmental Funds
REVENUES					
Real property taxes and tax items	\$ 94,432,467	\$ -	\$ -	\$ -	\$ 94,432,467
Non-property taxes	7,496,313	-	-	-	7,496,313
Charges for services	363,718	-	-	-	363,718
Use of money and property	3,383,394	-	1,801,548	56,461	5,241,403
Sale of property and compensation for loss	5,520	-	-	-	5,520
Miscellaneous	2,073,680	1,183,768	-	49,403	3,306,851
State sources	60,078,971	2,051,272	-	1,182,874	63,313,117
Federal sources	321,772	5,941,533	-	3,129,980	9,393,285
Sales	-	-	-	325,915	325,915
TOTAL REVENUES	\$ 168,155,835	\$ 9,176,573	\$ 1,801,548	\$ 4,744,633	\$ 183,878,589
EXPENDITURES					
General support	\$ 14,405,633	\$ 115,774	\$ -	\$ -	\$ 14,521,407
Instruction	80,887,501	7,249,925	-	-	88,137,426
Pupil transportation	8,760,866	297,626	5,597,066	-	14,655,558
Community services	309,995	9,761	-	-	319,756
Employee benefits	32,857,464	1,018,116	-	710,002	34,585,582
Debt service - principal	-	-	-	1,140,000	1,140,000
Debt service - interest	-	-	-	123,119	123,119
Cost of sales	-	-	-	2,109,353	2,109,353
Other expenses	-	-	-	1,500,495	1,500,495
Capital outlay	-	-	12,350,521	-	12,350,521
TOTAL EXPENDITURES	\$ 137,221,459	\$ 8,691,202	\$ 17,947,587	\$ 5,582,969	\$ 169,443,217
EXCESS (DEFICIENCY) OF REVENUES OVER EXPENDITURES					
	\$ 30,934,376	\$ 485,371	\$ (16,146,039)	\$ (838,336)	\$ 14,435,372
OTHER FINANCING SOURCES (USES)					
Transfers - in	\$ 1,462,856	\$ 968,344	\$ 8,700,408	\$ 1,296,135	\$ 12,427,743
Transfers - out	(10,974,028)	(1,453,715)	-	-	(12,427,743)
TOTAL OTHER FINANCING SOURCES (USES)	\$ (9,511,172)	\$ (485,371)	\$ 8,700,408	\$ 1,296,135	\$ -
NET CHANGE IN FUND BALANCE	\$ 21,423,204	\$ -	\$ (7,445,631)	\$ 457,799	\$ 14,435,372
FUND BALANCE, BEGINNING OF YEAR	64,742,818	-	58,412,437	1,768,103	124,923,358
FUND BALANCE, END OF YEAR	\$ 86,166,022	\$ -	\$ 50,966,806	\$ 2,225,902	\$ 139,358,730

(See accompanying notes to financial statements)

RUSH-HENRIETTA CENTRAL SCHOOL DISTRICT, NEW YORK
Reconciliation of Governmental Funds Statement of Revenues, Expenditures, and Changes in
Fund Balances of Governmental Funds to Statement of Activities
For The Year Ended June 30, 2024

NET CHANGE IN FUND BALANCES -
TOTAL GOVERNMENTAL FUNDS \$ 14,435,372

Amounts reported for governmental activities in the Statement of Activities are different because:

Governmental funds report capital outlays as expenditures. However, in the Statement of Activities the cost of those assets is allocated over their estimated useful lives and reported as depreciation expense. The following are the amounts by which capital outlays and additions of assets in excess depreciation in the current period:

Capital Outlay	\$ 12,350,521	
Additions to Assets, Net	5,384,236	
Depreciation and Amortization	<u>(7,810,604)</u>	
		9,924,153

Bond proceeds provide current financial resources to governmental funds, but issuing debt increases long-term obligations in the Statement of Net Position. Repayment of bond principal is an expenditure in the governmental funds, but the repayment reduces long-term obligations in the Statement of Net Position. The following details these items as they effect the governmental activities:

Debt Repayments	1,140,000
-----------------	-----------

In the Statement of Activities, interest is accrued on outstanding bonds, whereas in governmental funds, an interest expenditure is reported when due. 1,010

The Retainage liability does not require the use of current financial resources and, therefore, is not reported as an expenditure in the governmental funds. (231,746)

The net OPEB liability does not require the use of current financial resources and, therefore, is not reported as an expenditure in the governmental funds. 72,930

(Increase) decrease in proportionate share of net pension asset/liability reported in the Statement of Activities do not provide for or require the use of current financial resources and therefore are not reported as revenues or expenditures in the governmental funds

Teachers' Retirement System	(3,486,723)
Employees' Retirement System	(1,158,650)

In the Statement of Activities, vacation pay, teachers' retirement incentive and judgments and claims are measured by the amount accrued during the year. In the governmental funds, expenditures for these items are measured by the amount actually paid. The following provides the differences of these items as presented in the governmental activities:

Compensated Absences	<u>393,373</u>
----------------------	----------------

CHANGE IN NET POSITION OF GOVERNMENTAL ACTIVITIES **\$ 21,089,719**

RUSH-HENRIETTA CENTRAL SCHOOL DISTRICT, NEW YORK

Statement of Fiduciary Net Position

June 30, 2024

	Custodial Funds
ASSETS	
Cash and cash equivalents	\$ 199,279
TOTAL ASSETS	\$ 199,279
NET POSITION	
Restricted for individuals, organizations and other governments	\$ 199,279
TOTAL NET POSITION	\$ 199,279

Statement of Changes in Fiduciary Net Position

For The Year Ended June 30, 2024

	Custodial Funds
ADDITIONS	
Miscellaneous	\$ 323,974
TOTAL ADDITIONS	\$ 323,974
DEDUCTIONS	
Student activity	\$ 298,490
TOTAL DEDUCTIONS	\$ 298,490
CHANGE IN NET POSITION	\$ 25,484
NET POSITION, BEGINNING OF YEAR	173,795
NET POSITION, END OF YEAR	\$ 199,279

RUSH - HENRIETTA CENTRAL SCHOOL DISTRICT, NEW YORK

Notes To The Basic Financial Statements

June 30, 2024

I. Summary of Significant Accounting Policies

The financial statements of the Rush-Henrietta Central School District, New York (the District) have been prepared in conformity with generally accepted accounting principles (GAAP) as applied to government units. The Governmental Accounting Standards Board (GASB) is the accepted standard setting body for establishing governmental accounting and financial reporting principles. The more significant of the District's accounting policies are described below.

A. Reporting Entity

The Rush-Henrietta Central School District is governed by the laws of New York State. The District is an independent entity governed by an elected Board of Education consisting of seven members. The President of the Board serves as the chief fiscal officer and the Superintendent is the chief executive officer. The Board is responsible for, and controls all activities related to public school education within the District. Board members have authority to make decisions, power to appoint management, and primary accountability for all fiscal matters.

The reporting entity of the District is based upon criteria set forth by GASB Statement 14, *The Financial Reporting Entity*, as amended by GASB Statement 39, *Component Units* and GASB Statement No. 61, *The Financial Reporting Entity*. The financial reporting entity consists of the primary government, organizations for which the primary government is financially accountable and other organizations for which the nature and significance of their relationship with the primary government are such that exclusion would cause the reporting entity's financial statements to be misleading or incomplete.

The District is not a component unit of another reporting entity. The decision to include a potential component unit in the District's reporting entity is based on several criteria including legal standing, fiscal dependency, and financial accountability. Based on the application of these criteria, the following is a brief review of certain entities included in the District's reporting entity.

1. Extraclassroom Activity Funds

The extraclassroom activity funds of the District represent funds of the students of the District. The Board of Education exercises general oversight of these funds. The extraclassroom activity funds are independent of the District with respect to its financial transactions, and the designation of student management. Separate audited financial statements (cash basis) of the extraclassroom activity funds can be found at the District's business office. The District accounts for assets held as an agency for various student organizations in an agency fund.

B. Joint Venture

The District is a component of the First Supervisory District of Monroe County Board of Cooperative Educational Services (BOCES). The BOCES is a voluntary, cooperative association of school districts in a geographic area that shares planning, services, and programs which provide educational and support activities. There is no authority or process by which a school district can terminate its status as a BOCES component.

(I.) (Continued)

BOCES are organized under §1950 of the New York State Education Law. A BOCES Board is considered a corporate body. Members of a BOCES Board are nominated and elected by their component member boards in accordance with provisions of §1950 of the New York State Education Law. All BOCES property is held by the BOCES Board as a corporation (§1950(6)). In addition, BOCES Boards also are considered municipal corporations to permit them to contract with other municipalities on a cooperative basis under §119-n(a) of the New York State General Municipal Law.

A BOCES' budget is comprised of separate budgets for administrative, program, and capital costs. Each component school district's share of administrative and capital cost is determined by resident public school district enrollment as defined in Education Law, Section 1950(4)(b)(7). In addition, component districts pay tuition or a service fee for programs in which its students participate.

During the year, the District was billed \$20,106,957 for BOCES administrative and program costs.

The District's share of BOCES aid amounted to \$4,024,531.

Financial statements for the BOCES are available from the BOCES administrative office.

C. Basis of Presentation

1. Districtwide Statements

The Statement of Net Position and the Statement of Activities present financial information about the District's governmental activities. These statements include the financial activities of the overall government in its entirety, except those that are fiduciary. Eliminations have been made to minimize the double counting of internal transactions. Governmental activities generally are financed through taxes, state aid, intergovernmental revenues, and other exchange and non-exchange transactions. Operating grants include operating-specific and discretionary (either operating or capital) grants, while the capital grants column reflects capital specific grants.

The Statement of Activities presents a comparison between program expenses and revenues for each function of the District's governmental activities. Direct expenses are those that are specifically associated with and are clearly identifiable to a particular function. Indirect expenses, principally employee benefits, are allocated to functional areas in proportion to the payroll expended for those areas. Program revenues include charges paid by the recipients of goods or services offered by the programs, and grants and contributions that are restricted to meeting the operational or capital requirements of a particular program. Revenues that are not classified as program revenues, including all taxes, are presented as general revenues.

2. Fund Statements

The fund statements provide information about the District's funds, including fiduciary funds. Separate statements for each fund category (governmental and fiduciary) are presented. The emphasis of fund financial statements is on major governmental funds, each displayed in a separate column. All remaining governmental funds are aggregated and reported as nonmajor funds.

(I.) (Continued)

The District reports the following governmental funds:

a. **Major Governmental Funds**

General Fund - This is the District's primary operating fund. It accounts for all financial transactions that are not required to be accounted for in another fund.

Special Aid Fund - This fund accounts for the proceeds of specific revenue sources, such as federal and state grants, that are legally restricted to expenditures for specified purposes. These legal restrictions may be imposed either by governments that provide the funds, or by outside parties.

Capital Projects Fund - Used to account for the acquisition construction or major repair of capital facilities or the purchase of buses.

b. **Nonmajor Governmental** - The other funds which are not considered major are aggregated and reported as nonmajor governmental funds as follows:

School Lunch Fund - Used to account for transactions of the District's lunch, breakfast and milk programs.

Miscellaneous Special Revenue Fund – used to account for and report those revenues that are restricted or committed to expenditures for specified purposes.

Debt Service Fund - This fund accounts for the accumulation of resources and the payment of principal and interest on long-term obligations for governmental activities.

c. **Fiduciary** - Fiduciary activities are those in which the District acts as trustee or agent for resources that belong to others. These activities are not included in the District-wide financial statements, because their resources do not belong to the District, and are not available to be used.

Custodial Funds - These funds are strictly custodial in nature and do not involve the measurement of results of operations. Assets are held by the District as agent for various student groups or extraclassroom activity funds and for payroll or employee withholding.

D. **Measurement Focus and Basis of Accounting**

Accounting and financial reporting treatment is determined by the applicable measurement focus and basis of accounting. Measurement focus indicates the type of resources being measured such as current financial resources or economic resources. The basis of accounting indicates the timing of transactions or events for recognition in the financial statements.

(I.) (Continued)

The District-Wide and fiduciary fund financial statements are reported using the economic resources measurement focus and the accrual basis of accounting. Revenues are recorded when earned and expenses are recorded at the time liabilities are incurred, regardless of when the related cash transaction takes place. Nonexchange transactions, in which the District gives or receives value without directly receiving or giving equal value in exchange, include property taxes, grants and donations. On an accrual basis revenue from property taxes is recognized in the fiscal year for which the taxes are levied. Revenue from grants and donations is recognized in the fiscal year in which all eligibility requirements have been satisfied.

The fund financial statements are reported using the current financial resources measurement focus and the modified accrual basis of accounting. Under this method, revenues are recognized when measurable and available. The District considers all revenues reported in the governmental funds to be available if the revenues are collected within one year after the end of the fiscal year.

Expenditures are recorded when the related fund liability is incurred, except for principal and interest on general long-term debt, claims and judgments, and compensated absences, which are recognized as expenditures to the extent they have matured. General capital asset acquisitions are reported as expenditures in governmental funds. Proceeds of general long-term debt and acquisitions under capital leases are reported as other financing sources.

E. Property Taxes

Real property taxes are levied annually by the Board of Education no later than September 1, and become a lien on August 8, 2023. Taxes are collected during the period September 1 to October 31, 2023.

Uncollected real property taxes are subsequently enforced by the County of Monroe (the County), in which the District is located. An amount representing uncollected real property taxes transmitted to the County for enforcement is paid by the County to the District no later than the forthcoming April 1.

F. Restricted Resources

When an expense is incurred for purposes for which both restricted and unrestricted net position are available, the District's policy concerning which to apply first varies with the intended use, and with associated legal requirements, many of which are described elsewhere in these notes.

G. Interfund Transactions

The operations of the District include transactions between funds. These transactions may be temporary in nature, such as with interfund borrowing. The District typically loans resources between funds for the purpose of providing cash flow. These interfund receivables and payables are expected to be repaid within one year. Permanent transfers of funds include the transfer of expenditures and revenues to provide financing or other services.

In the District-wide statements, the amounts reported on the Statement of Net Position for interfund receivables and payables represent amounts due between different fund types (governmental activities and fiduciary funds). Eliminations have been made for all interfund receivables and payables between the funds.

The governmental funds report all interfund transactions as originally recorded. Interfund receivables and payables may be netted on the accompanying governmental funds balance sheet when it is the District's practice to settle these amounts at a net balance based upon the right of legal offset.

(I.) (Continued)

Refer to Note VI for a detailed disclosure by individual fund for interfund receivables, payables, expenditures, and revenues activity.

H. Estimates

The preparation of financial statements in conformity with accounting principles generally accepted in the United States of America requires management to make estimates and assumptions that affect the reported amount of assets, deferred outflows of resources, liabilities, and deferred inflows of resources and disclosure of contingent assets and liabilities at the date of the financial statements and the reported revenues and expenses/expenditures during the reporting period. Actual results could differ from those estimates. Estimates and assumptions are made in a variety of areas, including computation of encumbrances, compensated absences, potential contingent liabilities and useful lives of long-lived assets.

I. Cash and Cash Equivalents

The District's cash and cash equivalents consist of cash on hand, demand deposits, and short-term investments with original maturities of three months or less from the date of acquisition.

New York State Law governs the District's investment policies. Resources must be deposited in FDIC-insured commercial banks or trust companies located within the State. Permissible investments include obligations of the United States Treasury, United States Agencies, repurchase agreements and obligations of New York State or its localities.

Collateral is required for demand and time deposits and certificates of deposit not covered by FDIC insurance. Obligations that may be pledged as collateral are obligations of the United States and its agencies and obligations of the State and its municipalities and Districts.

Investments are stated at fair value.

J. Receivables

Receivables are shown net of an allowance for uncollectible accounts, when applicable.

An allowance for uncollectible accounts has been provided for certain amounts that may not be collectible in sixty days

In addition, the District will report a receivable relating to a lease arrangement. The receivable is recorded at the present value of the future payments and recognized over the life of the lease.

K. Inventory and Prepaid Items

Inventories of food and/or supplies for school lunch are recorded at cost on a first-in, first-out basis or, in the case of surplus food, at stated value which approximates market. Purchases of inventoriable items in other funds are recorded as expenditures at the time of purchase and are considered immaterial in amount.

(I.) (Continued)

Prepaid items represent payments made by the District for which benefits extend beyond year end. These payments to vendors reflect costs applicable to future accounting periods and are recorded as prepaid items in both the District-wide and fund financial statements. These items are reported as assets on the statement of net position or balance sheet using the consumption method. A current asset for the prepaid amounts is recorded at the time of purchase and an expense/expenditure is reported in the year the goods or services are consumed.

L. Capital Assets

In the District-wide financial statements, capital assets are accounted for at historical cost or estimated historical cost if actual is unavailable, except for donated capital assets which are recorded at their acquisition value at the date of donation.

Depreciation of all exhaustible capital assets is recorded as an allocated expense in the Statement of Activities, with accumulated depreciation reflected in the Statement of Net Position. Depreciation is provided over the assets' estimated useful lives using the straight-line method of depreciation. The range of estimated useful lives and capitalization threshold by type of assets is as follows:

<u>Class</u>	<u>Capitalization Threshold</u>	<u>Depreciation Method</u>	<u>Estimated Useful Life</u>
Buildings	\$ 50,000	SL	15-50 Years
Machinery and Equipment	\$ 5,000	SL	5-25 Years

The investment in infrastructure type assets have not been segregated for reporting purposes since all costs associated with capital projects are consolidated and reported as additions to buildings and improvements.

M. Right to Use Assets

The District-wide financial statements, right-to-use-assets are reported within the major class of the underlying asset and valued at the future minimum lease payment. Amortization is between 3 and 5 years based on the contract terms and/or estimated replacement of the assets.

N. Unearned Revenue

The District reports unearned revenues on its Statement of Net Position and its Balance Sheet. On the Statement of Net Position, unearned revenue arises when resources are received by the District before it has legal claim to them, as when grant monies are received prior to incurrence of qualifying expenditures. In subsequent periods, when the District has legal claim to resources, the liability for unearned revenue is removed and revenue is recognized.

O. Deferred Outflows and Inflows of Resources

In addition to assets, the Statement of Net Position will sometimes report a separate section for deferred outflows of resources. This separate financial statement element, *deferred outflows of resources*, represents a consumption of net position that applies to a future period and so will not be recognized as an outflow of resources (expenses/expenditure) until then.

(I.) (Continued)

In addition to liabilities, the statement of net position will sometimes report a separate section for deferred inflows of resources. This separate financial statement element, *deferred inflows of resources*, represents an acquisition of net position that applies to a future period(s) and so will not be recognized as an inflow of resources (revenue) until that time.

P. Vested Employee Benefits

1. Compensated Absences

Compensated absences consist of unpaid accumulated annual sick leave, vacation, and sabbatical time.

Sick leave eligibility and accumulation is specified in negotiated labor contracts, and in individual employment contracts. Upon retirement, resignation or death, employees may contractually receive a payment based on unused accumulated sick leave.

The District employees are granted vacation in varying amounts, based primarily on length of service and service position. Some earned benefits may be forfeited if not taken within varying time periods.

Consistent with GASB Statement 16, Accounting for Compensated Absences, the liability has been calculated using the vesting/termination method and an accrual for that liability is included in the District-wide financial statements. The compensated absences liability is calculated based on the pay rates in effect at year end.

In the funds' statements only the amount of matured liabilities is accrued within the General Fund based upon expendable and available financial resources. These amounts are expensed on a pay-as-you-go basis.

Q. Other Benefits

District employees participate in the New York State Employees' Retirement System and the New York State Teachers' Retirement System.

District employees may choose to participate in the District's elective deferred compensation plans established under Internal Revenue Code Sections 403(b) and 457.

In addition to providing pension benefits, the District provides post-employment health coverage to retired employees in accordance with the provision of various employment contracts in effect at the time of retirement. Substantially all of the District's employees may become eligible for these benefits if they reach normal retirement age while working for the District. Health care benefits are provided through plans whose premiums are based on the benefits paid during the year. The cost of providing post-retirement benefits may be shared between the District and the retired employee. The District recognizes the cost of providing health insurance by recording its share of insurance premiums as an expenditure.

(I.) (Continued)

R. Accrued Liabilities and Long-Term Obligations

Payables, accrued liabilities, and long-term obligations are reported in the district-wide financial statements. In the governmental funds, payables and accrued liabilities are paid in a timely manner and in full from current financial resources. Claims and judgments, other postemployment benefits payable and compensated absences that will be paid from governmental funds are reported as a liability in the funds' financial statements only to the extent that they are due for payment in the current year. Bonds and other long-term obligations that will be paid from governmental funds are recognized as a liability in the fund financial statements when due.

Long-term obligations represent the District's future obligations or future economic outflows. The liabilities are reported as due in one year or due within more than one year in the Statement of Net Position.

S. Equity Classifications

1. District-Wide Statements

In the District-wide statements there are three classes of net position:

- a. **Net Investment in Capital Assets** - consists of net capital assets (cost less accumulated depreciation) reduced by outstanding balances of related debt obligations from the acquisition, constructions or improvements of those assets.
- b. **Restricted Net Position** - reports net position when constraints placed on the assets or deferred outflows of resources are either externally imposed by creditors (such as through debt covenants), grantors, contributors, or laws or regulations of other governments, or imposed by law through constitutional provisions or enabling legislation.

On the Statement of Net Position, the following balances represent the restricted for other purposes:

	<u>Total</u>
Workers' Compensation	\$ 4,030,270
Unemployment Costs	600,206
Retirement Contribution - TRS	4,777,085
Insurance	3,101,661
Tax Certiorari	3,886,342
Scholarships	198,833
Debt	429,885
Employee Benefit Accrued Liability	<u>3,667,008</u>
Total Net Position - Restricted for Other Purposes	<u>\$ 20,691,290</u>

- c. **Unrestricted Net Position** - reports the balance of net position that does not meet the definition of the above two classifications . The reported deficit of \$23,877,256 at year end is the result of full implementation of GASB #75 regarding retiree health obligations and the New York State Pension system unfunded pension obligation.

(I.) (Continued)

2. **Fund Statements**

In the fund basis statements there are five classifications of fund balance:

a. **Nonspendable Fund Balance** – Includes amounts that cannot be spent because they are either not in spendable form or legally or contractually required to be maintained intact. Nonspendable fund balance includes \$107,246 of inventory in the School Lunch Fund.

b. **Restricted Fund Balances** – Includes amounts with constraints placed on the use of resources either externally imposed by creditors, grantors, contributors, or laws or regulations of other governments; or imposed by law through constitutional provisions or enabling legislation. All encumbrances of funds other than the general fund are classified as restricted fund balance. The District has established the following restricted fund balances:

Capital Reserve - According to Education Law §3651, must be used to pay the cost of any object or purpose for which bonds may be issued. The creation of a capital reserve fund requires authorization by a majority of the voters establishing the purpose of the reserve; the ultimate amount, its probable term and the source of the funds. Expenditures may be made from the reserve only for a specific purpose further authorized by the voters. The form for required legal notice for the vote on establishing and funding the reserve and the form of the proposition to be placed on the ballot are set forth in §3651 of the Education Law. The Reserve is accounted for in the General Fund under restricted fund balance. Year end balances are as follows:

<u>Name of Reserve</u>	<u>Maximum Funding</u>	<u>Total Funding Provided</u>	<u>Total Year to Date Balance</u>
2016 Bus Reserve	\$ 12,000,000	\$ 5,714,019	\$ 4,858,291
2022 Capital Reserve	\$ 20,000,000	\$ 20,000,000	\$ 17,053,347
2024 Capital Reserve	\$ 25,000,000	\$ 19,211,339	\$ 19,211,339

Reserve for Debt Service - According to General Municipal Law §6-1, the Reserve for Debt Service must be established for the purpose of retiring the outstanding obligations upon the sale of District property or capital improvement that was financed by obligations that remain outstanding at the time of the sale. Also, earnings on project monies invested together with unused proceeds are reported here.

Teachers' Retirement Reserve – General Municipal Law 6-r was amended to include a Teachers' Retirement Reserve (TRS) sub-fund. The reserve has an annual funding limit of 2% of the prior year TRS salaries and a maximum cumulative total balance of 10% of the previous year's TRS salary.

Retirement Contribution Reserve - According to General Municipal Law §6-r, must be used financing retirement contributions. The reserve must be accounted for separate and apart from all other funds and a detailed report of the operation and condition of the fund must be provided to the Board.

(I.) (Continued)

Tax Certiorari Reserve - According to General Municipal Law §3651.1-a, must be used to establish a reserve fund for tax certiorari claims and to expend from the fund without voter approval. The monies held in the reserve shall not exceed the amount which might reasonably be deemed necessary to meet anticipated judgments and claims arising out of tax certiorari proceedings. Any resources deposited to the reserve which are not expended for tax certiorari proceeding in the year such monies are deposited must be returned to the General Fund on or before the first day of the fourth fiscal year after deposit of these monies.

Unemployment Insurance Reserve - According to General Municipal Law §6-m, must be used to pay the cost of reimbursement to the State Unemployment Insurance Fund for payments made to claimants where the employer has elected to use the benefit reimbursement method. The reserve may be established by Board action and is funded by budgetary appropriations and such other funds as may be legally appropriated. Within sixty days after the end of any fiscal year, excess amounts may either be transferred to another reserve or the excess applied to the appropriations of the next succeeding fiscal year's budget. If the District elects to convert to tax (contribution) basis, excess resources in the fund over the sum sufficient to pay pending claims may be transferred to any other reserve fund.

Employee Benefit Accrued Liability Reserve - According to General Municipal Law §6-p, must be used for the payment of accrued employee benefits due to an employee upon termination of the employee's service. This reserve may be established by a majority vote of the Board, and is funded by budgetary appropriations and such other reserves and funds that may be legally appropriated.

Insurance Reserve - According to General Municipal Law §6-n, must be used to pay liability, casualty and other types of losses, except losses incurred for which the following types of insurance may be purchased: life, accident, health, annuities, fidelity and surety, credit, title residual value and mortgage guarantee. In addition, this reserve may not be used for any purpose for which a special reserve may be established pursuant to law (for example, for unemployment compensation insurance). The reserve may be established by Board action, and funded by budgetary appropriation, or such other funds as may be legally appropriated. There is no limit on the amount that may be accumulated in the Insurance Reserve, however, the annual contribution to this reserve may not exceed the greater of \$33,000 or 5% of the budget. Settled or compromised claims up to \$25,000 may be paid from the reserve without judicial approval.

Workers' Compensation Reserve - According to General Municipal Law §6-j, must be used to pay for compensation benefits and other expenses authorized by Article 2 of the Workers' Compensation Law, and for payment of expenses of administering this self-insurance program. The reserve may be established by Board action, and is funded by budgetary appropriations and such other funds as may be legally appropriated. Within sixty days after the end of any fiscal year, excess amounts may either be transferred to another reserve or the excess applied to the appropriations of the next succeeding fiscal year's budget.

(I.) (Continued)

Encumbrances - Encumbrance accounting, under which purchase orders, contracts and other commitments of expenditures are recorded for budgetary control purposes in order to reserve applicable appropriations, is employed as a control in preventing over-expenditure of established appropriations. Open encumbrances are reported as restricted fund balance in all funds other than the General Fund and School Lunch Fund, since they do not constitute expenditures or liabilities and will be honored through budget appropriations in the subsequent year.

Restricted fund balances include the following:

	<u>Total</u>
<u>General Fund -</u>	
Workers' Compensation	\$ 4,030,270
Unemployment Costs	600,206
Retirement Contribution - ERS	13,418,138
Retirement Contribution - TRS	4,777,085
Insurance	3,101,661
Tax Certiorari	3,886,342
Capital Reserves	41,122,977
Employee Benefit Accrued Liability	3,667,008
<u>Capital Fund -</u>	
Construction of Capital Assets	50,966,806
<u>Special Revenue Fund -</u>	
Scholarships	198,833
<u>Debt Service Fund -</u>	
Debt Service	429,885
Total Restricted Fund Balance	<u><u>\$ 126,199,211</u></u>

c. **Committed** - Includes amounts that can only be used for the specific purposes pursuant to constraints imposed by formal action of the school districts highest level of decision making authority, i.e., the Board of Education. The District has no committed fund balances as of June 30, 2024.

d. **Assigned Fund Balance** – Includes amounts that are constrained by the District's intent to be used for specific purposes but are neither restricted nor committed. All encumbrances of the General Fund are classified as assigned fund balance. Encumbrances represent purchase commitments made by the District's purchasing agent through their authorization of a purchase order prior to year-end. The District assignment is based on the functional level of expenditures.

(I.) (Continued)

Management has determined significant encumbrances for the General Fund to be \$187,000, the Special Aid Fund to be \$23,000, the Capital Projects Fund to be \$29,000, and the nonmajor funds to be \$9,000. The District reports the following significant encumbrances:

<u>General Fund -</u>	
Central Services	\$ 2,329,172
Teaching-Regular School	\$ 696,332
Handicapped Services	\$ 221,163
Instructional Media	\$ 1,335,012
<u>Capital Projects Fund -</u>	
Pupil Transportation	\$ 318,485
Capital Outlay	\$ 3,868,864
<u>Special Aid Fund -</u>	
Instructional	\$ 36,714

Assigned fund balances include the following:

	<u>Total</u>
General Fund - Encumbrances	\$ 4,752,820
School Lunch Fund - Year End Equity	1,489,938
Total Assigned Fund Balance	<u><u>\$ 6,242,758</u></u>

e. **Unassigned Fund Balance** – Includes all other general fund amounts that do not meet the definition of the above four classifications and are deemed to be available for general use by the school district and could report a surplus or deficit. In funds other than the general fund, the unassigned classification is used to report a deficit fund balance resulting from overspending for specific purposes for which amounts had been restricted or assigned.

NYS Real Property Tax Law 1318 limits the amount of unexpended surplus funds a school district can retain to no more than 4% of the District’s budget for the general fund for the ensuing fiscal year. Nonspendable and restricted fund balance of the general fund are excluded from the 4% limitation. Amounts appropriated for the subsequent year and encumbrances are also excluded from the 4% limitation.

3. Order of Use of Fund Balance

The District’s policy is to apply expenditures against nonspendable fund balance, restricted fund balance, committed fund balance, assigned fund balance, and unassigned fund balance at the end of the fiscal year. For all funds, nonspendable fund balances are determined first and then restricted fund balances for specific purposes are determined. Any remaining fund balance amounts for funds other than the general fund are classified as restricted fund balance. In the general fund, the remaining amounts are reported as unassigned. Assignments of fund balance cannot cause a negative unassigned fund balance.

(I.) (Continued)

T. New Accounting Standards

The District has adopted all current Statements of the Governmental Accounting Standards Board (GASB) that are applicable. At June 30, 2024, the District implemented the following new standards issued by GASB:

GASB has issued Statement No. 99, *Omnibus 2022 (financial guarantees and derivative instruments)*.

GASB has issued Statement No. 100, *Accounting Changes and Error Corrections – an Amendment of GASB Statement No. 62*.

U. Future Changes in Accounting Standards

GASB has issued Statement No. 101, *Compensated Absences*, which will be effective for fiscal years beginning after December 15, 2023.

GASB has issued Statement No. 102, *Certain risk Disclosures*, which will be effective for fiscal years beginning after June 15, 2024.

GASB has issued Statement No. 103, *Financial Reporting Model Improvements*, which will be effective for fiscal years beginning after June 15, 2025.

The District will evaluate the impact each of these pronouncements may have on its financial statements and will implement them as applicable and when material.

II. Stewardship, Compliance and Accountability

By its nature as a local government unit, the District is subject to various federal, state and local laws and contractual regulations. An analysis of the District's compliance with significant laws and regulations and demonstration of its stewardship over District resources follows.

A. Budgets

The District administration prepares a proposed budget for approval by the Board of Education for the General Fund.

The voters of the District approved the proposed appropriation budget.

Appropriations established by adoption of the budget constitute a limitation on expenditures (and encumbrances) which may be incurred. Appropriations lapse at the end of the fiscal year unless expended or encumbered. Encumbrances will lapse if not expended in the subsequent year. Appropriations authorized for the current year are increased by the planned use of specific reserves, and budget amendments approved by the Board of Education as a result of selected new revenue sources not included in the original budget (when permitted by law). These supplemental appropriations may occur subject to legal restriction, if the Board approves them because of a need which exists which was not determined at the time the budget was adopted. During the 2023-24 fiscal year, the budget was increased \$4,747,799 for prior year encumbrances.

(II.) (Continued)

Budgets are adopted annually on a basis consistent with GAAP. Appropriations authorized for the year are increased by the amount of encumbrances carried forward from the prior year.

Budgets are established and used for individual capital projects fund expenditures as approved by a special referendum of the District’s voters. The maximum project amount authorized is based primarily upon the cost of the project, plus any requirements for external borrowings, not annual appropriations. These budgets do not lapse and are carried over to subsequent fiscal years until the completion of the projects.

B. Encumbrances

Encumbrance accounting is used for budget control and monitoring purposes and is reported as a part of the governmental funds. Under this method, purchase orders, contracts, and other commitments for the expenditure of monies are recorded to reserve applicable appropriations. Outstanding encumbrances as of year-end are presented as reservations of fund balance and do not represent expenditures or liabilities. These commitments will be honored in the subsequent period. Related expenditures are recognized at that time, as the liability is incurred, or the commitment is paid.

III. Cash and Cash Equivalents

Credit risk: In compliance with the State Law, District investments are limited to obligations of the United States of America, obligations guaranteed by agencies of the United States of America where the payment of principal and interest are guaranteed by the United States of America, obligations of the State, time deposit accounts and certificates of deposit issued by a bank or trust company located in, and authorized to do business in, the State, and obligations issued by other municipalities and authorities within the State.

Concentration of Credit risk: To promote competition in rates and service cost, and to limit the risk of institutional failure, District deposits and investments are placed with multiple institutions. The District’s investment policy limits the amounts that may be deposited with any one financial institution.

Interest rate risk: The District has an investment policy that limits investment maturities as a means of managing its exposure to fair value losses arising from rising interest rates.

The District’s aggregate bank balances (disclosed in the financial statements), included balances not covered by depository insurance at year end, collateralized as follows:

Uncollateralized	\$	-
Collateralized with Securities held by the Pledging Financial Institution		77,178,739
Total	\$	77,178,739

Restricted cash represents cash where use is limited by legal requirements. These assets represent amounts required by statute to be reserved for various purposes. Restricted cash as of year-end includes \$126,199,211 within the governmental funds and \$199,279 in the fiduciary funds.

IV. Investments

The District has few investments (primarily donated scholarship funds) and chooses to disclose its investments by specifically identifying each. The District’s investment policy for these investments is also governed by New York State statutes. Investments are stated at fair value, and are categorized as either:

- A. Insured or registered, or investments held by the District or by the District’s agent in the District’s name, or
- B. Uninsured and unregistered, with the investments held by the financial institutes trust department in the District’s name, or
- C. Uninsured and unregistered, with investments held by the financial institution or its trust department, but not in the District’s name.

<u>Investments</u>	<u>Fund</u>	<u>Carrying Amount</u>	<u>Investment Gain/(Loss)</u>	<u>Type of Investment</u>	<u>Category</u>
482 Shares of Eastman Chemical	Miscellaneous Special Revenue Fund	\$ 47,222	\$ 6,869	Equities	A

The District does not purchase stocks. These shares were donated to the District several years ago to support student scholarships.

V. Investment Pool

The District participates in a multi-municipal cooperative investment pool agreement pursuant to New York State General Municipal Law Article 5-G, §119-O, whereby it holds a portion of the investments in cooperation with other participants. The investments are highly liquid and are considered to be cash equivalents.

Total investments of the cooperative as of year end are \$79,013,784, which consisted of \$14,987,198 in repurchase agreements, \$42,047,006 in U.S. Treasury Securities, \$841,548 in FDIC insured deposits and \$21,138,032 in collateralized bank deposits, with various interest rates and due dates.

The following amounts are included as unrestricted and restricted cash:

<u>Fund</u>	<u>Bank Amount</u>	<u>Carrying Amount</u>	<u>Type of Investment</u>
General Fund	\$ 27,128,612	\$ 27,128,612	NYCLASS
Capital Fund	\$ 15,703,628	\$ 15,703,628	NYCLASS
Non-Major Funds	\$ 103,862	\$ 103,862	NYCLASS
General Fund	\$ 5,532,191	\$ 5,532,191	NYLAF
Capital Fund	\$ 30,545,491	\$ 30,545,491	NYLAF

VI. Receivables

A. Receivables at June 30, 2024 for individual major funds and nonmajor funds, including the applicable allowances for uncollectible accounts, are as follows:

<u>Description</u>	<u>Governmental Activities</u>			<u>Total</u>
	<u>General Fund</u>	<u>Special Aid Fund</u>	<u>NonMajor Funds</u>	
Accounts Receivable	\$ 76,649	\$ -	\$ -	\$ 76,649
Due From State and Federal	1,660,811	3,392,743	279,702	5,333,256
Due From Other Governments	3,750,748	-	-	3,750,748
Lease Receivable	654,450	-	-	654,450
Allowance for Uncollectible Accounts	(22,605)	-	-	(22,605)
Total Receivables	\$ 6,120,053	\$ 3,392,743	\$ 279,702	\$ 9,792,498

B. Lease Receivable – The District has entered into a lease of their classroom space which matures in 2026. The future principal and interest collections are as follows:

<u>Year</u>	<u>Principal</u>	<u>Interest</u>
2025	\$ 593,473	\$ 1,255
2026	60,977	401
Total	\$ 654,450	\$ 1,656

VII. Interfund Receivables, Payables, Revenues and Expenditures

Interfund Receivables, Payables, Revenues and Expenditures at June 30, 2024 were as follows:

	<u>Interfund</u>			
	<u>Receivables</u>	<u>Payables</u>	<u>Revenues</u>	<u>Expenditures</u>
General Fund	\$ 3,416,202	\$ 3,016	\$ 1,462,856	\$ 10,974,028
Special Aid Fund	-	3,416,202	968,344	1,453,715
Capital Projects Fund	-	-	8,700,408	-
Nonmajor Funds	3,016	-	1,296,135	-
Total	\$ 3,419,218	\$ 3,419,218	\$ 12,427,743	\$ 12,427,743

Interfund receivables and payables between governmental activities are eliminated on the Statement of Net Position. The District typically loans resources between funds for the purpose of mitigating the effects of transient cash flow issues. All interfund payables are not necessarily expected to be repaid within one year.

Transfers are used to finance certain special aid programs, support capital project expenditures, school lunch programs and debt service expenditures.

VIII. Capital Assets and Lease Assets

A. Capital Assets

Capital asset balances and activity were as follows:

<u>Type</u>	<u>Balance</u> <u>7/1/2023</u>	<u>Additions</u>	<u>Deletions</u>	<u>Balance</u> <u>6/30/2024</u>
<u>Governmental Activities:</u>				
<u>Capital Assets that are not Depreciated -</u>				
Land	\$ 3,037,218	\$ -	\$ -	\$ 3,037,218
Work in progress	10,110,424	12,582,267	10,808,652	11,884,039
<i>Total Nondepreciable</i>	<u>\$ 13,147,642</u>	<u>\$ 12,582,267</u>	<u>\$ 10,808,652</u>	<u>\$ 14,921,257</u>
<u>Capital Assets that are Depreciated -</u>				
Buildings and Improvements	\$ 178,514,151	\$ 9,620,722	\$ -	\$ 188,134,873
Machinery and equipment	22,308,083	6,278,465	3,434,418	25,152,130
<i>Total Depreciated Assets</i>	<u>\$ 200,822,234</u>	<u>\$ 15,899,187</u>	<u>\$ 3,434,418</u>	<u>\$ 213,287,003</u>
<u>Less Accumulated Depreciation -</u>				
Buildings and Improvements	\$ 95,823,364	\$ 5,067,042	\$ -	\$ 100,890,406
Machinery and equipment	11,115,390	2,377,210	2,891,137	10,601,463
<i>Total Accumulated Depreciation</i>	<u>\$ 106,938,754</u>	<u>\$ 7,444,252</u>	<u>\$ 2,891,137</u>	<u>\$ 111,491,869</u>
<i>Total Capital Assets Depreciated, Net of Accumulated Depreciation</i>	<u>\$ 93,883,480</u>	<u>\$ 8,454,935</u>	<u>\$ 543,281</u>	<u>\$ 101,795,134</u>
Total Capital Assets	<u>\$ 107,031,122</u>	<u>\$ 21,037,202</u>	<u>\$ 11,351,933</u>	<u>\$ 116,716,391</u>

B. Lease Assets

A summary of the lease asset activity during the year ended June 30, 2024 is as follows:

<u>Type</u>	<u>Balance</u> <u>7/1/2023</u>	<u>Additions</u>	<u>Deletions</u>	<u>Balance</u> <u>6/30/2024</u>
<u>Lease Assets:</u>				
Equipment	\$ 9,106,280	\$ 2,294,594	\$ 1,741,133	\$ 9,659,741
<u>Less Accumulated Amortization -</u>				
Equipment	\$ 6,210,529	\$ 2,081,558	\$ 1,741,133	\$ 6,550,954
<i>Total Lease Assets, Net</i>	<u>\$ 2,895,751</u>	<u>\$ 213,036</u>	<u>\$ -</u>	<u>\$ 3,108,787</u>
<u>Subscription IT assets:</u>				
Subscription IT assets	\$ 35,142	\$ 51,775	\$ -	\$ 86,917
<u>Less Accumulated Amortization -</u>				
Subscription IT assets	\$ 8,785	\$ 25,927	\$ -	\$ 34,712
<i>Total Subscription IT Assets, Net</i>	<u>\$ 26,357</u>	<u>\$ 25,848</u>	<u>\$ -</u>	<u>\$ 52,205</u>
<i>Total Lease and Subscription IT Assets, Net</i>	<u>\$ 2,922,108</u>	<u>\$ 238,884</u>	<u>\$ -</u>	<u>\$ 3,160,992</u>

C. Other capital assets (net of depreciation and amortization):

Depreciated Capital Assets (net)	\$ 101,795,134
Amortized Lease Assets (net)	3,160,992
Total Other Capital Assets (net)	<u>\$ 104,956,126</u>

(VIII.) (Continued)

D. Depreciation/amortization expense for the period was charged to functions/programs as follows:

<u>Governmental Activities:</u>	<u>Depreciation</u>	<u>Amortization</u>	<u>Total</u>
General Government Support	\$ 1,136,578	\$ -	\$ 1,136,578
Instruction	3,879,641	51,775	3,931,416
Pupil Transportation	2,144,445	-	2,144,445
School Lunch	283,588	-	283,588
Total Depreciation and Amortization Expense	\$ 7,444,252	\$ 51,775	\$ 7,496,027

IX. **Long-Term Debt Obligations**

Long-term liability balances and activity for the year are summarized below:

	<u>Balance</u> <u>7/1/2023</u>	<u>Additions</u>	<u>Deletions</u>	<u>Balance</u> <u>6/30/2024</u>	<u>Due Within</u> <u>One Year</u>
<u>Governmental Activities:</u>					
<u>Bonds and Notes Payable -</u>					
Serial Bonds	\$ 5,335,000	\$ -	\$ 1,140,000	\$ 4,195,000	\$ 1,015,000
Total Bonds and Notes Payable	\$ 5,335,000	\$ -	\$ 1,140,000	\$ 4,195,000	\$ 1,015,000
<u>Other Liabilities -</u>					
Net Pension Liability	\$ 14,583,526	\$ -	\$ 4,399,477	\$ 10,184,049	\$ -
OPEB	43,866,328	163,844	-	44,030,172	-
Compensated Absences	3,130,287	-	93,085	3,037,202	300,288
Retainage Payable	244,190	231,746	-	475,936	475,936
Total Other Liabilities	\$ 61,824,331	\$ 395,590	\$ 4,492,562	\$ 57,727,359	\$ 776,224
Total Long-Term Obligations	\$ 67,159,331	\$ 395,590	\$ 5,632,562	\$ 61,922,359	\$ 1,791,224

The General Fund has typically been used to liquidate long-term liabilities such as compensated absences.

Existing serial and statutory bond obligations:

<u>Description</u>	<u>Original</u> <u>Amount</u>	<u>Issue</u> <u>Date</u>	<u>Final</u> <u>Maturity</u>	<u>Interest</u> <u>Rate</u>	<u>Amount</u> <u>Outstanding</u> <u>6/30/2024</u>
<u>Serial Bonds -</u>					
Refunding	\$ 9,125,000	2016	2028	1.0%-4.0%	\$ 4,195,000
Total Serial Bonds					\$ 4,195,000

(IX.) (Continued)

The following is a summary of debt service requirements:

<u>Year</u>	<u>Serial Bonds</u>	
	<u>Principal</u>	<u>Interest</u>
2025	\$ 1,015,000	\$ 98,869
2026	1,035,000	78,569
2027	1,060,000	56,575
2028	1,085,000	24,413
Total	\$ 4,195,000	\$ 258,426

In prior years, the District defeased certain general obligations and other bonds by placing the proceeds of new bonds in an irrevocable trust to provide for all future debt service payments on the old bonds. Accordingly, the trust account assets and the liability for the defeased bonds are not included in the District's financial statements. \$4,780,000 of bonds outstanding are considered defeased.

Interest on long-term debt for June 30, 2024 was composed of:

Interest Paid	\$ 123,119
Less: Interest Accrued in the Prior Year	(5,130)
Plus: Interest Accrued in the Current Year	4,120
Total Long-Term Interest Expense	\$ 122,109

X. **Deferred Inflows/Outflows of Resources**

The following is a summary of the deferred inflows/outflows of resources:

	<u>Deferred Outflows</u>	<u>Deferred Inflows</u>
Pension	\$ 27,327,545	\$ 5,308,447
Lease Receivable	-	654,450
OPEB	1,728,790	3,829,408
Total	\$ 29,056,335	\$ 9,792,305

XI. **Pension Plans**

A. **General Information**

The District participates in the New York State Teacher's Retirement System (TRS) and the New York State and Local Employee's Retirement System (ERS). These are cost-sharing multiple employer public employee retirement systems. The Systems offer a wide range of plans and benefits, which are related to years of service and final average salary, vesting of retirement benefits, death, and disability.

(XI.) (Continued)

B. Provisions and Administration

A 10-member Board of Trustees of the New York State Teachers' Retirement Board administers TRS. TRS provides benefits to plan members and beneficiaries as authorized by the Education Law and the New York State Retirement and Social Security Law (NYSRSSL). Membership is mandatory and automatic for all full-time teachers, teaching assistants, guidance counselors and administrators employed in New York Public Schools and BOCES who elected to participate in TRS. Once a public employer elects to participate in the system, the election is irrevocable. The New York State Constitution provides that pension membership is a contractual relationship and plan benefits cannot be diminished or impaired. Benefits can be changed for future members only by enactment of a State statute. TRS issues a publicly available financial report that contains financial statements and required supplementary information. The report may be obtained by writing to NYRS, 10 Corporate Woods Drive, Albany, New York 12211-2395 or by referring to the TRS Comprehensive Annual Financial report, which can be found on the System's website at www.nystrs.org.

ERS provides retirement benefits as well as death and disability benefits. The net position of the System is held in the New York State Common Retirement Fund (the Fund), which was established to hold all net assets and record changes in plan net position allocated to the System. The Comptroller of the State of New York serves as the trustee of the Fund and is the administrative head of the System. NYSRSSL govern obligations of employers and employees to contribute, and benefits to employees. Once a public employer elects to participate in the System, the election is irrevocable. The New York State Constitution provides that pension membership is a contractual relationship and plan benefits cannot be diminished or impaired. Benefits can be changed for future members only by enactment of a State statute. The District also participates in the Public Employees' Group Life Insurance Plan (GLIP), which provides death benefits in the form of life insurance. The System is included in the State's financial report as a pension trust fund. ERS issues a publicly available financial report that includes financial statements and required supplementary information. That report may be obtained by writing to NYSERS, Office of the State Comptroller, 110 State Street, Albany, New York 12244 or by referring to the ERS Comprehensive Annual Report, which can be found at www.osc.state.ny.us/retire/publications/index.php.

C. Funding Policies

The Systems are noncontributory except for employees who joined after July 27, 1976, who contribute 3 percent of their salary for the first ten years of membership, and employees who joined on or after January 1, 2010 who generally contribute 3.0 to 3.5 percent of their salary for their entire length of service. In addition, employee contribution rates under ERS tier VI vary based on a sliding salary scale. For TRS, contribution rates are established annually by the New York State Teachers' Retirement Board pursuant to Article 11 of the Education Law. For ERS, the Comptroller annually certifies the actuarially determined rates expressly used in computing the employers' contributions for the ERS' fiscal year ended March 31. The District paid 100% of the required contributions as billed by the TRS and ERS for the current year.

The District's share of the required contributions, based on covered payroll paid for the District's year ended June 30, 2024:

<u>Contributions</u>	<u>ERS</u>	<u>TRS</u>
2023	\$ 2,250,705	\$ 5,568,792

(XI.) (Continued)

D. Pension Liabilities, Pension Expense, and Deferred Outflows of Resources and Deferred Inflows of Resources related to Pensions

At June 30, 2024, the District reported the following asset/(liability) for its proportionate share of the net pension asset/(liability) for each of the Systems. The net pension asset/(liability) was measured as of March 31, 2024 for ERS and June 30, 2023 for TRS. The total pension asset/(liability) used to calculate the net pension asset/(liability) was determined by an actuarial valuation. The District's proportion of the net pension asset/(liability) was based on a projection of the District's long-term share of contributions to the Systems relative to the projected contributions of all participating members, actuarially determined. This information was provided by the TRS and ERS Systems in reports provided to the District.

	<u>ERS</u>	<u>TRS</u>
Measurement date	March 31, 2024	June 30, 2023
Net pension assets/(liability)	\$ (7,226,139)	\$ (2,957,910)
District's portion of the Plan's total net pension asset/(liability)	0.0490771%	0.258652%

For the year ended June 30, 2024, the District recognized pension expenses of \$8,493,234 for TRS and \$3,509,507 for ERS. At June 30, 2024 the District's reported deferred outflows of resources and deferred inflows of resources related to pensions from the following sources:

	<u>Deferred Outflows of Resources</u>		<u>Deferred Inflows of Resources</u>	
	<u>ERS</u>	<u>TRS</u>	<u>ERS</u>	<u>TRS</u>
Differences between expected and actual experience	\$ 2,327,534	\$ 7,172,146	\$ 197,038	\$ 17,725
Changes of assumptions	2,732,041	6,368,293	-	1,387,934
Net difference between projected and actual earnings on pension plan investments	-	1,512,025	3,529,930	
Changes in proportion and differences between the District's contributions and proportionate share of contributions	948,532	218,615	32,876	142,944
Subtotal	<u>\$ 6,008,107</u>	<u>\$ 15,271,079</u>	<u>\$ 3,759,844</u>	<u>\$ 1,548,603</u>
District's contributions subsequent to the measurement date	869,653	5,178,706	-	-
Grand Total	<u>\$ 6,877,760</u>	<u>\$ 20,449,785</u>	<u>\$ 3,759,844</u>	<u>\$ 1,548,603</u>

(XI.) (Continued)

District contributions subsequent to the measurement date which will be recognized as a reduction of the net pension liability in the year ended June 30, 2024. Other amounts reported as deferred outflows of resources and deferred inflows of resources related to pensions will be recognized in pension expense as follows:

<u>Year</u>	<u>ERS</u>	<u>TRS</u>
2024		\$ 1,254,752
2025	(1,021,557)	(1,490,935)
2026	1,645,075	11,910,141
2027	2,274,537	913,743
2028	(649,792)	705,929
Thereafter		428,846
Total	\$ 2,248,263	\$ 13,722,476

E. Actuarial Assumptions

The total pension liability as of the measurement date was determined by using an actuarial valuation as noted in the table below, with update procedures used to roll forward the total pension liability to the measurement date. The actuarial valuations used the following actuarial assumptions:

	<u>ERS</u>	<u>TRS</u>
Measurement date	March 31, 2024	June 30, 2023
Actuarial valuation date	April 1, 2023	June 30, 2022
Interest rate	5.90%	6.95%
Salary scale	4.50%	5.18%-1.95%
Decrement tables	April 1, 2016- March 31, 2020 System's Experience	July 1, 2015- June 30, 2020 System's Experience
Inflation rate	2.90%	2.40%
COLA's	1.50%	1.30%

For ERS, annuitant mortality rates are based on April 1, 2015 – March 31, 2020 System experience with adjustments for mortality improvements based on the Society of Actuaries' Scale MP-2021. For TRS, annuitant mortality rates are based on plan member experience adjustments for mortality improvements based on Society of Actuaries Scale MP-2021.

The long term rate of return on pension plan investments was determined using a building block method in which best estimate ranges of expected future real rates of return (expected returns net of investment expense and inflation) are developed for each major asset class. These ranges are combined to produce the long term expected rate of return by weighting the expected future real rates of return by the target asset allocation percentage and by adding expected inflation. Best estimates of the arithmetic real rates of return for each major asset class included in the target asset allocation as of March 31, 2024 are summarized as follows:

(XI.) (Continued)

Long Term Expected Rate of Return		
	<u>ERS</u>	<u>TRS</u>
Measurement date	March 31, 2024	June 30, 2023
<u>Asset Type -</u>		
Domestic equity	4.00%	6.80%
International equity	6.65%	7.60%
Global equity	0.00%	7.20%
Private equity	7.25%	10.10%
Real estate	4.60%	6.30%
Opportunistic portfolios	5.25%	0.00%
Real assets	5.79%	0.00%
Global bonds	0.00%	1.60%
Cash	0.25%	0.30%
Private debt	0.00%	6.00%
Real estate debt	0.00%	3.20%
High-yield bonds	0.00%	4.40%
Domestic fixed income	0.00%	2.20%
Fixed income	1.50%	0.00%
Credit	5.40%	0.00%

The real rate of return is net of the long-term inflation assumption of 2.9% for ERS and 2.40% for TRS.

F. Discount Rate

The discount rate used to calculate the total pension liability was 5.90% for ERS and 6.95% for TRS. The projection of cash flows used to determine the discount rate assumes that contributions from plan members will be made at the current contribution rates and that contributions from employers will be made at statutorily required rates, actuarially. Based upon the assumptions, the Systems' fiduciary net position was projected to be available to make all projected future benefit payments of current plan members. Therefore, the long term expected rate of return on pension plan investments was applied to all periods of projected benefit payments to determine the total pension liability.

G. Sensitivity of the Net Pension Liability to the Discount Rate Assumption

The following presents the District's proportionate share of the net pension liability calculated using the discount rate of 5.90% for ERS and 6.95% for TRS, as well as what the District's proportionate share of the net pension asset/(liability) would be if it were calculated using a discount rate that is 1-percentagepoint lower (4.90% for ERS and 5.95% for TRS) or 1-percentage-point higher (6.90% for ERS and 7.95% for TRS) than the current assumption :

(XI.) (Continued)

	1% Decrease	Current Assumption	1% Increase
<u>ERS</u>	<u>(4.90%)</u>	<u>(5.90%)</u>	<u>(6.90%)</u>
Employer's proportionate share of the net pension asset (liability)	\$ (22,719,719)	\$ (7,226,139)	\$ 5,714,215
	1% Decrease	Current Assumption	1% Increase
<u>TRS</u>	<u>(5.95%)</u>	<u>(6.95%)</u>	<u>(7.95%)</u>
Employer's proportionate share of the net pension asset (liability)	\$ (45,050,474)	\$ (2,957,910)	\$ 32,443,756

H. Pension Plan Fiduciary Net Position

The components of the current year net pension asset/(liability) of the employers as of the respective valuation dates, were as follows:

	(In Thousands)	
	<u>ERS</u>	<u>TRS</u>
Measurement date	March 31, 2024	June 30, 2023
Employers' total pension liability	\$ 240,696,851	\$ 138,365,121,961
Plan net position	225,972,801	137,221,536,942
Employers' net pension asset/(liability)	<u>\$ (14,724,050)</u>	<u>\$ (1,143,585,019)</u>
Ratio of plan net position to the employers' total pension asset/(liability)	93.88%	99.20%

I. Payables to the Pension Plan

For ERS, employer contributions are paid annually based on the System's fiscal year which ends on March 31st. Accrued retirement contributions as of June 30, 2024 represent the projected employer contribution for the period of April 1, 2024 through June 30, 2024 based on paid ERS wages multiplied by the employer's contribution rate, by tier. Accrued retirement contributions as of June 30, 2024 amounted to \$869,653.

For TRS, employer and employee contributions for the fiscal year ended June 30, 2024 are paid to the System in September, October and November 2024 through a state aid intercept. Accrued retirement contributions as of June 30, 2024 represent employee and employer contributions for the fiscal year ended June 30, 2024 based on paid TRS wages multiplied by the employer's contribution rate, by tier and employee contributions for the fiscal year as reported to the TRS System. Accrued retirement contributions as of June 30, 2024 amounted to \$5,568,792.

XII. Postemployment Benefits

A. General Information About the OPEB Plan

Plan Description – The District’s defined benefit OPEB plan, provides OPEB for all permanent full-time general and public safety employees of the District. The plan is a single employer defined benefit OPEB plan administered by the District. Article 11 of the State Compiled Statutes grants the authority to establish and amend the benefit terms and financing requirements to the District Board. No assets are accumulated in a trust that meets the criteria in paragraph 4 of Statement 75.

Benefits Provided – The District provides healthcare and life insurance benefits for retirees and their dependents. The benefit terms are dependent on which contract each employee falls under. The specifics of each contract are on file at the District offices and are available upon request.

Employees Covered by Benefit Terms – At March 31, 2024, the following employees were covered by the benefit terms:

Inactive employees or beneficiaries currently receiving benefit payments	570
Active Employees	<u>1259</u>
Total	<u><u>1829</u></u>

B. Total OPEB Liability

The District’s total OPEB liability of \$44,030,172 was measured as of March 31, 2024, and was determined by an actuarial valuation as of that date.

Actuarial Assumptions and Other Inputs – The total OPEB liability in the June 30, 2024 actuarial valuation was determined using the following actuarial assumptions and other inputs, applied to all periods included in the measurement, unless otherwise specified:

Inflation	3.98
Salary Increases	3.42 percent, average, including inflation
Discount Rate	3.98
Healthcare Cost Trend Rates	Initial rate of 5.10% decreasing to an ultimate rate of 3.86%
Retirees' Share of Benefit-Related Costs	Varies depending on contract

The discount rate was based on a high quality tax-exempt general obligation municipal bond yield or index rate.

Pub-2010 Public Retirement Plans Mortality Tables all active employees.

Pub-2010 Public Retirement Plans Mortality Tables for service and deferred annuitants and beneficiaries, fully generational using Mortality Improvement Scale MP-2021 for retirees and surviving spouses.

(XII.) (Continued)

C. Changes in the Total OPEB Liability

Balance at June 30, 2023	\$ 43,866,328
<u>Changes for the Year -</u>	
Service cost	\$ 1,471,845
Interest	1,616,571
Changes of benefit terms	(21,639)
Differences between expected and actual experience	158,236
Changes in assumptions or other inputs	(489,413)
Benefit payments	<u>(2,571,756)</u>
Net Changes	<u>\$ 163,844</u>
Balance at June 30, 2024	<u>\$ 44,030,172</u>

Changes of assumptions and other inputs reflect the following:

- The single discount rate from 2.98% to 3.98%.
- Updated healthcare cost trends rates to rates effective June 30, 2024
- Updated teacher's retirement tables effective June 30, 2023 (MP-2021)

Sensitivity of the Total OPEB Liability to Changes in the Discount Rate – The following presents the total OPEB liability of the District, as well as what the District's total OPEB liability would be if it were calculated using a discount rate that is 1-percentage-point lower (2.98%) or 1-percentage-point higher (4.98%) than the current discount rate:

	1% Decrease	Discount	1% Increase
	<u>(2.98%)</u>	Rate	<u>(4.98%)</u>
		<u>(3.98%)</u>	
Total OPEB Liability	\$ 47,100,372	\$ 44,030,172	\$ 41,195,701

Sensitivity of the Total OPEB Liability to Changes in the Healthcare Cost Trend Rates – The following presents the total OPEB liability of the District, as well as what the District's total OPEB liability would be if it were calculated using healthcare cost trend rates that are 1-percentage-point lower (2.86%) or 1-percentage-point higher (4.86%) than the current healthcare cost trend rate:

	1% Decrease	Healthcare	1% Increase
	<u>(4.10%</u>	Cost Trend Rates	<u>(6.10%</u>
	Decreasing	(5.10%	Decreasing
	<u>to 2.86%)</u>	Decreasing	<u>(6.10%</u>
		<u>to 3.86%)</u>	Decreasing
			<u>to 4.86%)</u>
Total OPEB Liability	\$ 42,610,095	\$ 44,030,172	\$ 45,670,629

(XII.) (Continued)

D. OPEB Expense and Deferred Outflows of Resources and Deferred Inflows of Resources Related to OPEB

For the year ended June 30, 2024, the District recognized OPEB expense of \$ 1,908,015. At June 30, 2024, the District reported deferred outflows of resources and deferred inflows of resources related to OPEB from the following sources:

	Deferred Outflows of Resources	Deferred Inflows of Resources
Differences between expected and actual experience	\$ 761,331	\$ 484,225
Changes of assumptions	326,281	3,345,183
Contributions after measurement date	641,178	-
Total	\$ 1,728,790	\$ 3,829,408

Amounts reported as deferred outflows of resources and deferred inflows of resources related to OPEB will be recognized in OPEB expense as follows:

<u>Year</u>	
2025	\$ (797,054)
2026	(571,248)
2027	(528,099)
2028	(341,939)
2029	(306,201)
Thereafter	(197,255)
Total	\$ (2,741,796)

XIII. Risk Management

A. General Information

The District is exposed to various risks of loss related to injuries to employees, theft, damages, natural disasters, etc. These risks are covered by commercial insurance purchased from independent third parties. Settled claims from these risks have not exceeded commercial insurance coverage for the past two years.

B. Health Plan

The District incurs costs related to the Rochester Area School Health Plan (Plan I and Plan II) sponsored by the Board of Cooperative Educational Services, Second Supervisory District of Monroe and Orleans Counties and its component districts.

(XIII.) (Continued)

1. **Plan I**

The Plans objectives are to formulate, develop and administer a program of insurance to obtain lower costs for that coverage, and to develop a comprehensive loss control program. Membership in the Plans may be offered to any component district of the Monroe #1 and Monroe #2 BOCES with the unanimous approval of the Board of Directors. Voluntary withdrawal from the Plans may be effective only once annually on the last day of the Plans year as may be established by the Board of Directors. Notice of Intention to Withdraw must be given in writing to the Chairman of the Board of Directors and the Treasurer not less than thirty days prior to the end of the Plans year. Plan members bear an equal proportionate share of the Plans' assets and claim liabilities. Pursuant to the Municipal Cooperative Agreement the Plans are a risk sharing pool and all monies paid to the Treasurer shall be pooled and administered as a common fund. No refunds shall be made to a participant and no assessments are charged to a participant other than the annual premium equivalent. If surplus funds exist at the end of any fiscal year, the distribution of such funds shall be determined by the Board of Directors. This Plan's members include seventeen districts and two BOCES with the District bearing an equal proportionate share of the Plan's assets and claim liabilities.

This Plan purchases, on an annual basis, stop-loss insurance policies to limit its exposure for claims paid within any one fiscal year.

This Plan establishes a liability for both reported and unreported insured events, which includes estimates of both future payments of losses and related claim adjustment expenses. However, because actual claims costs depend on complex factors, the process used in computing claims liabilities does not necessarily result in a exact amount. Such claims are based on the ultimate cost of claims (including future claim adjustment expenses) that have been reported but not settled and claims that have been incurred but not reported. Adjustments to claims liabilities are charged or credited to expenses in the periods in which they are made. During the year ended June 30, 2024, the District incurred premiums or contribution expenditures totaling \$17,689.85.

This Plan is audited on an annual basis and is available at the BOCES administrative offices. The most recent audit available for the year ended December 31, 2023, revealed that the Plan was fully funded.

2. **Plan II**

The District incurs costs related to the Rochester Area School Health Plan II sponsored by the Board of Cooperative Educational services, Second Supervisory District of Monroe, and Orleans Counties (Monroe 2-Orleans BOCES). The Plan was established as a Municipal Cooperative under the authorization of Article 5-G of the General Municipal Law in 2004. The plan received a Certificate of Authority to operate as a self-funded plan under Article 47 of the New York State Insurance Law, effective January 1, 2020.

(XIII.) (Continued)

Membership in the Plan may be offered to any component school district of the Monroe 1 BOCES and Monroe 2-Orleans BOCES within the geographical boundaries of Monroe County, New York provided that the applicant provides proof of its financial responsibility that is satisfactory to the Board of Directors in its sole discretion, and the applicant is the same type of municipal corporation as the initial Participants. The Plan has full participation from all eligible participants including the two BOCES and seventeen component school districts.

A participant has the right to withdraw from the Plan, but such withdrawal shall be effective only on January 1 of the next Plan Year following the Plan Year in which the Participant provides notice. Any withdrawing Participant shall be responsible for its pro rata share of any Plan Deficit and shall satisfy any other obligation relating to the Participant's membership in the Plan. The withdrawing Participant shall not be entitled to share in any Plan surplus.

The Plan is a risk sharing pool and all monies paid to the Treasurer shall be pooled and administered as a common fund. The annual premium equivalent for each coverage option under the Plan is established and approved by a majority of the entire Board of Directors. Each participant is required to contribute to the Plan an amount equal to the Premium Equivalent applicable to the coverage options, under which the Participants Enrollees are covered. If surplus funds exist at the end of any fiscal year, the distribution of such funds shall be determined by the Board of Directors.

The Plan establishes a liability for both reported and unreported insured events, which includes estimates of both future payments of losses and related claim adjustment expenses. Such claims estimates are based on the ultimate cost of claims that have been reported but not settled and claims that have been incurred but not reported.

The Plan is audited on an annual basis and is available at the Monroe 2-Orleans BOCES administrative offices. The most recent audit available for the year ended December 31, 2023 revealed that the Plan was fully funded.

During the year ended June 30, 2024, the District incurred premiums or contribution expenditures totaling \$17,874,909.

D. Unemployment

District employees are entitled to coverage under the New York State Unemployment Insurance Law. The District has elected to discharge its liability to the New York State Unemployment Insurance Fund (the Fund) by the benefit reimbursement method, a dollar-for-dollar reimbursement to the fund for benefits paid from the fund to former employees. The District has established a self-insurance fund to pay these claims. The claim and judgment expenditures of this program for the 2023-24 fiscal year totaled \$26,273.48. The balance of the fund at June 30, 2024 was \$600,000 and is recorded in the General Fund as an Unemployment Insurance Reserve. In addition, as of June 30, 2024, no loss contingencies existed or were considered probable or estimable for incurred but not reported claims payable.

(XIII.) (Continued)

E. Health Fund

The District has established a Health Care Plan for its employee groups. The District contribution rates are based on the employment contracts for the various employee groups. Unused balances roll to the next year.

For fiscal year 2023 - 2024, the District expended \$1,636,444 for this plan. The unexpended balance in the Health Care Plan account at June 30, 2024 which represents the cumulative running balance of the participants amounted to \$6,786,275 and is reported as other liabilities in the General Fund.

XIV. Commitments and Contingencies

A. Litigation

A notice has been filed against the District by a former employee alleging discrimination. The financial outcome, if any, cannot be determined at this time. In addition there is a tax certiorari claim requesting reduction of assessments pending. The outcome of the tax certiorari claim is underminable at this time.

B. Grants

The District has received grants, which are subject to audit by agencies of the State and Federal Governments. Such audits may result in disallowances and a request for a return of funds. Based on prior years' experience, the District's administration believes disallowances, if any, will be immaterial.

C. State Audit

An audit of the District is currently being conducted by the New York State Comptroller's Office. As of the date of issuance of these financial statements no report has been received.

XV. Lease Commitments and Leased Assets

The District entered into an agreement to lease property to BOCES for a period of five years, terminating August 2025. Under the terms of the agreement the District receives annual rent payments of \$522,894.

XVI. Tax Abatement

The County of Monroe IDA, and the District enter into various property tax abatement programs for the purpose of Economic Development. As a result, the District property tax revenue was reduced \$8,074,981. The District received payment in lieu of tax (PILOT) payment totaling \$5,023,437 to help offset the property tax reduction.

Required Supplementary Information
RUSH-HENRIETTA CENTRAL SCHOOL DISTRICT, NEW YORK
Schedule of Changes in District's Total OPEB Liability and Related Ratio
For The Year Ended June 30, 2024

TOTAL OPEB LIABILITY								
	<u>2024</u>	<u>2023</u>	<u>2022</u>	<u>2021</u>	<u>2020</u>	<u>2019</u>	<u>2018</u>	<u>2017</u>
Service cost	\$ 1,471,845	\$ 1,688,268	\$ 1,867,097	\$ 1,769,490	\$ 1,752,060	\$ 1,606,128	\$ 1,586,758	\$ 1,615,624
Interest	1,616,571	1,261,340	1,031,733	1,095,406	1,532,857	1,511,125	1,499,110	1,313,655
Changes in benefit terms	(21,639)	-	-	-	262,898	-	16,247	-
Differences between expected and actual experiences	158,236	21,482	992,430	(336,115)	(2,355,358)	1,377,914	491,317	419,403
Changes of assumptions or other inputs	(489,413)	(1,986,810)	(2,229,667)	833,549	578,854	151,058	640,161	(1,437,837)
Benefit payments	<u>(2,571,756)</u>	<u>(2,363,244)</u>	<u>(2,178,750)</u>	<u>(2,178,922)</u>	<u>(2,091,777)</u>	<u>(1,843,824)</u>	<u>(1,645,280)</u>	<u>(1,622,780)</u>
Net Change in Total OPEB Liability	\$ 163,844	\$ (1,378,964)	\$ (517,157)	\$ 1,183,408	\$ (320,466)	\$ 2,802,401	\$ 2,588,313	\$ 288,065
Total OPEB Liability - Beginning	\$ 43,866,328	\$ 45,245,292	\$ 45,762,449	\$ 44,579,041	\$ 44,899,507	\$ 42,097,106	\$ 39,508,793	\$ 39,220,728
Total OPEB Liability - Ending	\$ 44,030,172	\$ 43,866,328	\$ 45,245,292	\$ 45,762,449	\$ 44,579,041	\$ 44,899,507	\$ 42,097,106	\$ 39,508,793
Covered Employee Payroll	\$ 64,089,579	\$ 61,904,355	\$ 59,241,384	\$ 57,271,253	\$ 59,806,405	\$ 57,940,714	\$ 56,084,323	\$ 56,084,323
Total OPEB Liability as a Percentage of Covered Employee Payroll	68.70%	70.86%	76.37%	79.90%	74.54%	77.49%	75.06%	70.45%

10 years of historical information is not available, and will be added each year subsequent to the year of implementation until 10 years of historical data is present.

Required Supplementary Information
RUSH-HENRIETTA CENTRAL SCHOOL DISTRICT, NEW YORK
Schedule of the District's Proportionate Share of the Net Pension Liability
For The Year Ended June 30, 2024

NYSERS Pension Plan										
	<u>2024</u>	<u>2023</u>	<u>2022</u>	<u>2021</u>	<u>2020</u>	<u>2019</u>	<u>2018</u>	<u>2017</u>	<u>2016</u>	<u>2015</u>
Proportion of the net pension liability (assets)	0.0490771%	0.0450689%	0.0437921%	0.0432143%	0.044672%	0.043991%	0.043720%	0.0432556%	0.0448215%	0.043736%
Proportionate share of the net pension liability (assets)	\$ 7,226,139	\$ 9,664,590	\$ (3,579,822)	\$ 43,030	\$ 11,829,494	\$ 3,116,867	\$ 1,411,029	\$ 4,064,389	\$ 7,193,982	\$ 1,477,524
Covered-employee payroll	\$ 18,007,266	\$ 15,898,903	\$ 15,441,114	\$ 15,457,785	\$ 15,007,094	\$ 14,474,673	\$ 14,068,516	\$ 13,526,242	\$ 15,152,694	\$ 14,509,805
Proportionate share of the net pension liability (assets) as a percentage of its covered-employee payroll	40.129%	60.788%	-23.184%	0.278%	78.826%	21.533%	10.030%	30.048%	47.477%	10.183%
Plan fiduciary net position as a percentage of the total pension liability	93.88%	90.78%	103.65%	99.95%	86.39%	96.27%	98.24%	94.70%	90.70%	97.90%

NYSTRS Pension Plan										
	<u>2024</u>	<u>2023</u>	<u>2022</u>	<u>2021</u>	<u>2020</u>	<u>2019</u>	<u>2018</u>	<u>2017</u>	<u>2016</u>	<u>2015</u>
Proportion of the net pension liability (assets)	0.258652%	0.256343%	0.259485%	0.260182%	0.258789%	0.261311%	0.262155%	0.267750%	0.265716%	0.266100%
Proportionate share of the net pension liability (assets)	\$ 2,957,910	\$ 4,918,936	\$ (44,966,231)	\$ 7,189,522	\$ (6,723,368)	\$ (4,725,195)	\$ (1,992,642)	\$ 2,867,715	\$ (27,599,414)	\$ (29,646,655)
Covered-employee payroll	\$ 52,328,130	\$ 48,361,893	\$ 45,823,262	\$ 44,292,144	\$ 44,724,971	\$ 43,862,163	\$ 42,946,396	\$ 41,864,494	\$ 41,668,352	\$ 40,450,250
Proportionate share of the net pension liability (assets) as a percentage of its covered-employee payroll	5.653%	10.171%	-98.130%	16.232%	-15.033%	-10.773%	-4.640%	6.850%	-66.236%	-73.292%
Plan fiduciary net position as a percentage of the total pension liability	99.20%	98.60%	113.20%	97.80%	102.20%	101.53%	100.66%	99.01%	110.46%	111.48%

(See Independent Auditors' Report)

Required Supplementary Information
RUSH-HENRIETTA CENTRAL SCHOOL DISTRICT, NEW YORK
Schedule of District Contributions
For The Year Ended June 30, 2024

NYSERS Pension Plan										
	<u>2024</u>	<u>2023</u>	<u>2022</u>	<u>2021</u>	<u>2020</u>	<u>2019</u>	<u>2018</u>	<u>2017</u>	<u>2016</u>	<u>2015</u>
Contractually required contributions	\$ 2,250,705	\$ 1,726,577	\$ 2,354,598	\$ 2,132,655	\$ 2,089,494	\$ 2,134,646	\$ 2,061,398	\$ 2,028,501	\$ 2,260,941	\$ 2,386,160
Contributions in relation to the contractually required contribution	<u>(2,250,705)</u>	<u>(1,726,577)</u>	<u>(2,354,598)</u>	<u>(2,132,655)</u>	<u>(2,089,494)</u>	<u>(2,134,646)</u>	<u>(2,061,398)</u>	<u>(2,028,501)</u>	<u>(2,260,941)</u>	<u>(2,386,160)</u>
Contribution deficiency (excess)	<u>\$ -</u>	<u>\$ -</u>	<u>\$ -</u>	<u>\$ -</u>	<u>\$ -</u>	<u>\$ -</u>	<u>\$ -</u>	<u>\$ -</u>	<u>\$ -</u>	<u>\$ -</u>
Covered-employee payroll	\$ 18,007,266	\$ 15,898,903	\$ 15,441,114	\$ 15,457,785	\$ 15,007,094	\$ 14,474,673	\$ 14,068,516	\$ 13,526,242	\$ 15,152,694	\$ 14,509,805
Contributions as a percentage of covered-employee payroll	12.50%	10.86%	15.25%	13.80%	13.92%	14.75%	14.65%	15.00%	14.92%	16.45%
NYSTRS Pension Plan										
	<u>2024</u>	<u>2023</u>	<u>2022</u>	<u>2021</u>	<u>2020</u>	<u>2019</u>	<u>2018</u>	<u>2017</u>	<u>2016</u>	<u>2015</u>
Contractually required contributions	\$ 5,568,792	\$ 5,398,362	\$ 4,830,765	\$ 4,486,313	\$ 4,181,408	\$ 4,864,573	\$ 4,460,085	\$ 5,478,572	\$ 5,988,778	\$ 6,388,435
Contributions in relation to the contractually required contribution	<u>(5,568,792)</u>	<u>(5,398,362)</u>	<u>(4,830,765)</u>	<u>(4,486,313)</u>	<u>(4,181,408)</u>	<u>(4,864,573)</u>	<u>(4,460,085)</u>	<u>(5,478,572)</u>	<u>(5,988,778)</u>	<u>(6,388,435)</u>
Contribution deficiency (excess)	<u>\$ -</u>	<u>\$ -</u>	<u>\$ -</u>	<u>\$ -</u>	<u>\$ -</u>	<u>\$ -</u>	<u>\$ -</u>	<u>\$ -</u>	<u>\$ -</u>	<u>\$ -</u>
Covered-employee payroll	\$ 52,328,130	\$ 48,361,893	\$ 45,823,262	\$ 44,292,144	\$ 44,724,971	\$ 43,862,163	\$ 42,946,396	\$ 41,864,494	\$ 41,668,352	\$ 40,450,250
Contributions as a percentage of covered-employee payroll	10.64%	11.16%	10.54%	10.13%	9.35%	11.09%	10.39%	13.09%	14.37%	15.79%

Required Supplementary Information
RUSH-HENRIETTA CENTRAL SCHOOL DISTRICT, NEW YORK
Schedule of Revenues, Expenditures and Changes in Fund Balance -
Budget (Non-GAAP Basis) and Actual - General Fund
For The Year Ended June 30, 2024

	<u>Original Budget</u>	<u>Amended Budget</u>	<u>Current Year's Revenues</u>	<u>Over (Under) Revised Budget</u>
REVENUES				
Local Sources -				
Real property taxes	\$ 83,598,230	\$ 83,392,983	\$ 83,305,197	\$ (87,786)
Real property tax items	9,898,586	10,103,833	11,127,270	1,023,437
Non-property taxes	5,440,000	5,440,000	7,496,313	2,056,313
Charges for services	210,000	210,000	363,718	153,718
Use of money and property	761,343	761,343	3,383,394	2,622,051
Sale of property and compensation for loss	11,000	11,000	5,520	(5,480)
Miscellaneous	543,942	543,942	2,073,680	1,529,738
State Sources -				
Basic formula	53,677,245	53,677,245	43,610,149	(10,067,096)
Lottery aid	-	-	9,315,191	9,315,191
BOCES	3,754,874	3,754,874	4,024,531	269,657
Textbooks	334,530	334,530	343,501	8,971
All Other Aid -				
Computer software	165,392	165,392	168,527	3,135
Library loan	34,056	34,056	34,875	819
Handicapped students	-	-	2,414,291	2,414,291
Other aid	-	-	167,906	167,906
Federal Sources	250,000	250,000	321,772	71,772
TOTAL REVENUES	<u>\$ 158,679,198</u>	<u>\$ 158,679,198</u>	<u>\$ 168,155,835</u>	<u>\$ 9,476,637</u>
Other Sources -				
Transfer - in	\$ 3,100,000	\$ 3,100,000	\$ 1,462,856	\$ (1,637,144)
TOTAL REVENUES AND OTHER SOURCES	<u>\$ 161,779,198</u>	<u>\$ 161,779,198</u>	<u>\$ 169,618,691</u>	<u>\$ 7,839,493</u>
Prior year encumbrances	\$ 4,747,799	\$ 4,747,799		
TOTAL REVENUES AND APPROPRIATED RESERVES/ FUND BALANCE	<u><u>\$ 166,526,997</u></u>	<u><u>\$ 166,526,997</u></u>		

Required Supplementary Information
RUSH-HENRIETTA CENTRAL SCHOOL DISTRICT, NEW YORK
Schedule of Revenues, Expenditures and Changes in Fund Balance -
Budget (Non-GAAP Basis) and Actual - General Fund
For The Year Ended June 30, 2024

	<u>Original</u> <u>Budget</u>	<u>Amended</u> <u>Budget</u>	<u>Current</u> <u>Year's</u> <u>Expenditures</u>	<u>Encumbrances</u>	<u>Unencumbered</u> <u>Balances</u>
EXPENDITURES					
General Support -					
Board of education	\$ 153,619	\$ 169,619	\$ 132,689	\$ 2,156	\$ 34,774
Central administration	416,929	687,529	649,850	11,980	25,699
Finance	854,604	861,603	759,967	86	101,550
Staff	1,213,819	1,241,635	1,072,446	17,009	152,180
Central services	13,134,435	14,181,935	10,057,694	2,329,172	1,795,069
Special items	1,919,423	1,979,423	1,732,987	-	246,436
Instructional -					
Instruction, administration and improvement	7,271,396	7,949,766	7,562,462	83,680	303,624
Teaching - regular school	38,498,278	38,338,820	36,923,553	696,332	718,935
Programs for children with handicapping conditions	22,984,050	22,241,503	20,626,402	221,163	1,393,938
Occupational education	3,285,467	3,285,467	2,943,611	-	341,856
Teaching - special schools	317,303	317,203	260,184	175	56,844
Instructional media	8,254,507	7,409,118	5,601,144	1,335,012	472,962
Pupil services	7,048,432	7,259,565	6,970,145	40,352	249,068
Pupil Transportation	10,327,630	10,364,006	8,760,866	14,885	1,588,255
Community Services	324,878	324,878	309,995	818	14,065
Employee Benefits	40,028,700	38,346,400	32,857,464	-	5,488,936
TOTAL EXPENDITURES	<u>\$ 156,033,470</u>	<u>\$ 154,958,470</u>	<u>\$ 137,221,459</u>	<u>\$ 4,752,820</u>	<u>\$ 12,984,191</u>
Other Uses -					
Transfers - out	\$ 10,493,527	\$ 11,568,527	\$ 10,974,028	\$ -	\$ 594,499
TOTAL EXPENDITURES AND OTHER USES	<u>\$ 166,526,997</u>	<u>\$ 166,526,997</u>	<u>\$ 148,195,487</u>	<u>\$ 4,752,820</u>	<u>\$ 13,578,690</u>
NET CHANGE IN FUND BALANCE	\$ -	\$ -	\$ 21,423,204		
FUND BALANCE, BEGINNING OF YEAR	<u>64,742,818</u>	<u>64,742,818</u>	<u>64,742,818</u>		
FUND BALANCE, END OF YEAR	<u>\$ 64,742,818</u>	<u>\$ 64,742,818</u>	<u>\$ 86,166,022</u>		

Note to Required Supplementary Information:

A reconciliation is not necessary since encumbrances are presented in a separate column on this schedule.

Supplementary Information
RUSH-HENRIETTA CENTRAL SCHOOL DISTRICT, NEW YORK
Schedule of Change From Adopted Budget To Final Budget
And The Real Property Tax Limit
For The Year Ended June 30, 2024

CHANGE FROM ADOPTED BUDGET TO FINAL BUDGET:

Adopted budget		\$ 161,779,198
Prior year's encumbrances		4,747,799
Original Budget		<u>\$ 166,526,997</u>
FINAL BUDGET		<u><u>\$ 166,526,997</u></u>

SECTION 1318 OF REAL PROPERTY TAX LAW LIMIT CALCULATION:

2024-25 voter approved expenditure budget		\$ 170,237,893
<u>Unrestricted fund balance:</u>		
Assigned fund balance	\$ 4,752,820	
Unassigned fund balance	<u>6,809,515</u>	
Total Unrestricted fund balance	<u>\$ 11,562,335</u>	
<u>Less adjustments:</u>		
Encumbrances included in assigned fund balance	<u>4,752,820</u>	
Total adjustments	<u>\$ 4,752,820</u>	
General fund fund balance subject to Section 1318 of Real Property Tax Law		<u>6,809,515</u>
ACTUAL PERCENTAGE		<u><u>4.00%</u></u>

Supplementary Information
RUSH-HENRIETTA CENTRAL SCHOOL DISTRICT, NEW YORK
CAPITAL PROJECTS FUND
Schedule of Project Expenditures
For The Year Ended June 30, 2024

<u>Project Title</u>	<u>Expenditures</u>					<u>Methods of Financing</u>						<u>Fund Balance</u>
	<u>Original Appropriation</u>	<u>Revised Appropriation</u>	<u>Prior Years</u>	<u>Current Year</u>	<u>Total</u>	<u>Unexpended Balance</u>	<u>Local Sources</u>	<u>State Sources</u>	<u>Insurance Recoveries</u>	<u>Transfers</u>	<u>Total</u>	
Bus Purchases (2021-22)	\$ 2,400,000	\$ 2,319,990	\$ 2,144,486	\$ 175,504	\$ 2,319,990	\$ -	\$ 2,400,000	\$ -	\$ 163,429	\$ (243,439)	\$ 2,319,990	\$ -
Bus Purchases (2022-23)	2,400,000	2,721,250	-	2,721,250	2,721,250	-	2,477,811	-	-	243,439	2,721,250	-
Bus Purchases (2023-24)	3,600,000	3,018,797	-	2,700,312	2,700,312	318,485	3,018,796	-	-	-	3,018,796	318,484
Bus Purchases (2024-25)	3,950,000	3,950,000	-	-	-	3,950,000	3,950,000	-	-	-	3,950,000	3,950,000
Undesignated Bus Purchase	1,344,937	4,514,019	584,370	-	584,370	3,929,649	4,514,019	-	-	-	4,514,019	3,929,649
Buildings Project 2021	5,900,000	9,620,321	7,665,070	1,955,251	9,620,321	-	7,500,000	-	-	2,120,321	9,620,321	-
Buildings Project 2022	2,962,000	5,123,108	133,532	40,829	174,361	4,948,747	90,000	-	-	5,033,108	5,123,108	4,948,747
Buildings Project 2025	26,600,000	30,735,000	-	82,570	82,570	30,652,430	30,335,000	-	-	400,000	30,735,000	30,652,430
Senior HS Field 2022	10,500,000	14,825,000	692,859	9,925,808	10,618,667	4,206,333	10,500,000	-	-	4,325,000	14,825,000	4,206,333
Undesignated Capital Project	8,000,000	1,305,745	2,399	251,783	254,182	1,051,563	11,698,733	-	-	(8,591,440)	3,107,293	2,853,111
Building Condition Survey 2020	370,000	419,321	217,531	94,280	311,811	107,510	330,000	-	-	89,863	419,863	108,052
TOTAL	\$ 68,026,937	\$ 78,552,551	\$ 11,440,247	\$ 17,947,587	\$ 29,387,834	\$ 49,164,717	\$ 76,814,359	\$ -	\$ 163,429	\$ 3,376,852	\$ 80,354,640	\$ 50,966,806

Supplementary Information
RUSH-HENRIETTA CENTRAL SCHOOL DISTRICT, NEW YORK
Combining Balance Sheet - Nonmajor Governmental Funds
June 30, 2024

	Special Revenue Funds			Total
	School	Miscellaneous	Debt	Nonmajor
	Lunch	Special Revenue	Service	Governmental
	<u>Fund</u>	<u>Fund</u>	<u>Fund</u>	<u>Funds</u>
ASSETS				
Cash and cash equivalents	\$ 1,308,005	\$ 151,611	\$ 429,885	\$ 1,889,501
Investments	-	47,222	-	47,222
Receivables	279,702	-	-	279,702
Inventories	107,246	-	-	107,246
Due from other funds	3,016	-	-	3,016
TOTAL ASSETS	<u>\$ 1,697,969</u>	<u>\$ 198,833</u>	<u>\$ 429,885</u>	<u>\$ 2,326,687</u>
LIABILITIES AND FUND BALANCES				
<u>Liabilities</u> -				
Accounts payable	\$ 3,778	\$ -	\$ -	\$ 3,778
Accrued liabilities	38,195	-	-	38,195
Due to other governments	287	-	-	287
Unearned revenue	58,525	-	-	58,525
TOTAL LIABILITIES	<u>\$ 100,785</u>	<u>\$ -</u>	<u>\$ -</u>	<u>\$ 100,785</u>
<u>Fund Balances</u> -				
Nonspendable	\$ 107,246	\$ -	\$ -	\$ 107,246
Restricted	-	198,833	429,885	628,718
Assigned	1,489,938	-	-	1,489,938
TOTAL FUND BALANCE	<u>\$ 1,597,184</u>	<u>\$ 198,833</u>	<u>\$ 429,885</u>	<u>\$ 2,225,902</u>
TOTAL LIABILITIES AND FUND BALANCES	<u>\$ 1,697,969</u>	<u>\$ 198,833</u>	<u>\$ 429,885</u>	<u>\$ 2,326,687</u>

Supplementary Information
RUSH-HENRIETTA CENTRAL SCHOOL DISTRICT, NEW YORK
Combining Statement of Revenues, Expenditures and Changes in Fund Balances
Nonmajor Governmental Funds
For The Year Ended June 30, 2024

	<u>Special Revenue Funds</u>			Total Nonmajor Governmental Funds
	School Lunch Fund	Miscellaneous Special Revenue Fund	Debt Service Fund	
REVENUES				
Use of money and property	\$ 14,556	\$ 13,644	\$ 28,261	\$ 56,461
Miscellaneous	4,195	45,208	-	49,403
State sources	1,182,874	-	-	1,182,874
Federal sources	3,129,980	-	-	3,129,980
Sales	325,915	-	-	325,915
TOTAL REVENUES	\$ 4,657,520	\$ 58,852	\$ 28,261	\$ 4,744,633
EXPENDITURES				
Employee benefits	\$ 710,002	\$ -	\$ -	\$ 710,002
Debt service - principal	-	-	1,140,000	1,140,000
Debt service - interest	-	-	123,119	123,119
Cost of sales	2,109,353	-	-	2,109,353
Other expenses	1,431,787	68,708	-	1,500,495
TOTAL EXPENDITURES	\$ 4,251,142	\$ 68,708	\$ 1,263,119	\$ 5,582,969
EXCESS (DEFICIENCY) OF REVENUES OVER EXPENDITURES	\$ 406,378	\$ (9,856)	\$ (1,234,858)	\$ (838,336)
OTHER FINANCING SOURCES (USES)				
Transfers - in	\$ 3,016	\$ -	\$ 1,293,119	\$ 1,296,135
TOTAL OTHER FINANCING SOURCES (USES)	\$ 3,016	\$ -	\$ 1,293,119	\$ 1,296,135
NET CHANGE IN FUND BALANCE	\$ 409,394	\$ (9,856)	\$ 58,261	\$ 457,799
FUND BALANCE, BEGINNING OF YEAR	1,187,790	208,689	371,624	1,768,103
FUND BALANCE, END OF YEAR	\$ 1,597,184	\$ 198,833	\$ 429,885	\$ 2,225,902

Supplementary Information
RUSH-HENRIETTA CENTRAL SCHOOL DISTRICT, NEW YORK
Net Investment in Capital Assets/ Right to use assets
For The Year Ended June 30, 2024

Capital assets/ right to use assets, net		\$ 119,877,383
Deduct:		
Bond payable	\$ 4,195,000	
Retainage Payable	<u>475,936</u>	
		<u>4,670,936</u>
Net Investment in Capital Assets/ right to use assets		<u><u>\$ 115,206,447</u></u>

Supplementary Information
RUSH-HENRIETTA CENTRAL SCHOOL DISTRICT, NEW YORK
SCHEDULE OF EXPENDITURES OF FEDERAL AWARDS
For The Year Ended June 30, 2024

<u>Grantor / Pass - Through Agency</u> <u>Federal Award Cluster / Program</u>	<u>Assistance</u> <u>Listing</u> <u>Number</u>	<u>Pass-Through</u> <u>Agency</u> <u>Number</u>	<u>Total</u> <u>Expenditures</u>
<u>U.S. Department of Education:</u>			
<u>Passed Through NYS Education Department -</u>			
<u>Special Education Cluster IDEA -</u>			
Special Education - Grants to State (IDEA, Part B)	84.027	0032-23-0385	\$ 278,336
Special Education - Grants to State (IDEA, Part B)	84.027	0032-24-0385	1,769,385
Special Education - Preschool Grants (IDEA Preschool)	84.173	0033-23-0385	37,824
Special Education - Preschool Grants (IDEA Preschool)	84.173	0033-24-0385	57,761
Special Education - Preschool Grants (IDEA Preschool)	84.027X	5532-22-0385	78,931
<i>Total Special Education Cluster IDEA</i>			\$ 2,222,237
<u>Education Stabilization Fund -</u>			
ARP Homeless II	84.425W	5218-21-1400	\$ 15,462
ARP ESSER III	84.425U	5880-21-1400	724,128
ARP SLR Summer Enrichment	84.425U	5882-21-1400	60,989
ARP SLR Learning Loss	84.425U	5884-21-1400	202,732
ARP - UPK	84.425U	5875-23-0025	239,092
ARP - UPK	84.425U	5875-24-0025	1,000,000
<i>Total Education Stabilization Fund</i>			\$ 2,242,403
Title IIA - Supporting Effective Instruction State Grant	84.367	0147-23-1400	28,780
Title IIA - Supporting Effective Instruction State Grant	84.367	0147-24-1400	144,865
Title IIIA - English Language Acquisition	84.365	0293-23-1400	35,704
Title IIIA - English Language Acquisition	84.365	0293-24-1400	17,029
Title IV - Student Support and Enrichment Program	84.424	0204-23-1400	7,915
Title IV - Student Support and Enrichment Program	84.424	0204-24-1400	23,536
Title I - Grants to Local Educational Agencies	84.010	0021-23-1400	25,173
Title I - Grants to Local Educational Agencies	84.010	0021-24-1400	1,193,891
Total U.S. Department of Education			\$ 5,941,533
<u>U.S. Department of Agriculture:</u>			
<u>Passed Through NYS Education Department -</u>			
<u>Child Nutrition Cluster -</u>			
National School Lunch Program	10.555	26170106	\$ 1,964,922
National School Lunch Program-Non-Cash Assistance (Commodities)	10.555	26170106	324,267
National School Breakfast Program	10.553	26170106	536,735
Supply Chain Assistance - COVID-19	10.555	26170106	304,056
<i>Total Child Nutrition Cluster</i>			\$ 3,129,980
Total U.S. Department of Agriculture			\$ 3,129,980
TOTAL EXPENDITURES OF FEDERAL AWARDS			\$ 9,071,513



BUSINESS
ADVISORS
AND CPAS

**Report on Internal Control Over Financial Reporting
and on Compliance and Other Matters Based on an Audit
of Financial Statements Performed in Accordance With
*Government Auditing Standards***

Independent Auditors' Report

To the Board of Education
Rush-Henrietta Central School District, New York

We have audited, in accordance with auditing standards generally accepted in the United States of America and the standards applicable to financial audits contained in *Government Auditing Standards* issued by the Comptroller General of the United States, the financial statements of the governmental activities, each major fund, and the aggregate remaining fund information of the Rush-Henrietta Central School District as of and for the year ended June 30, 2024, and the related notes to the financial statements, which collectively comprise the District's basic financial statements, and have issued our report thereon dated September 16, 2024.

Report on Internal Control over Financial Reporting

In planning and performing our audit of the financial statements, we considered the District's internal control over financial reporting (internal control) as a basis for designing procedures that are appropriate in the circumstances for the purpose of expressing our opinions on the financial statements, but not for the purpose of expressing an opinion on the effectiveness of the District's internal control. Accordingly, we do not express an opinion on the effectiveness of the District's internal control.

A *deficiency in internal control* exists when the design or operation of a control does not allow management or employees in the normal course of performing their assigned functions, to prevent, or detect and correct misstatements on a timely basis. A *material weakness* is a deficiency, or a combination of deficiencies, in internal control, such that there is a reasonable possibility that a material misstatement of the entity's financial statements will not be prevented, or detected and corrected on a timely basis. A *significant deficiency* is a deficiency, or a combination of deficiencies, in internal control that is less severe than a material weakness, yet important enough to merit attention by those charged with governance.

Our consideration of internal control was for the limited purpose described in the first paragraph of this section and was not designed to identify all deficiencies in internal control that might be material weaknesses or significant deficiencies. Given these limitations, during our audit we did not identify any deficiencies in internal control that we consider to be material weaknesses. However, material weaknesses may exist that have not been identified.

Report on Compliance and Other Matters

As part of obtaining reasonable assurance about whether Rush-Henrietta Central School District's financial statements are free from material misstatement, we performed tests of its compliance with certain provisions of laws, regulations, contracts, and grant agreements, noncompliance with which could have a direct and material effect on the financial statements. However, providing an opinion on compliance with those provisions was not an objective of our audit and, accordingly, we do not express such an opinion. The results of our tests disclosed no instances of noncompliance or other matters that are required to be reported under *Government Auditing Standards*.

Purpose of this Report

The purpose of this report is solely to describe the scope of our testing of internal control and compliance and the results of that testing, and not to provide an opinion on the effectiveness of the District's internal control or on compliance. This report is an integral part of an audit performed in accordance with *Government Auditing Standards* in considering the District's internal control and compliance. Accordingly, this communication is not suitable for any other purpose.

Mengel, Metzger, Barw & Co. LLP

Rochester, New York
September 16, 2024