

**RUSH - HENRIETTA CENTRAL SCHOOL DISTRICT**

**BASIC FINANCIAL STATEMENTS**

**For Year Ended June 30, 2019**

**MENGEL METZGER BARR & CO. LLP**

RAYMOND F. WAGER, CPA, P.C. DIVISION

# TABLE OF CONTENTS

	<b>Pages</b>
Independent Auditors' Report	1 - 3
Management's Discussion and Analysis (Unaudited)	4 - 13
<b>Basic Financial Statements:</b>	
Statement of Net Position	14
Statement of Activities and Changes in Net Position	15
Balance Sheet - Governmental Funds	16
Statement of Revenues, Expenditures, and Changes in Fund Balances - Governmental Funds	17
Reconciliation of Governmental Funds Statement of Revenues, Expenditures, and Changes in Fund Balances to Statement of Activities	18
Statement of Fiduciary Net Position and Statement of Changes in Fiduciary Net Position	19
<b>Notes to the Basic Financial Statements:</b>	20 - 48
<b>Required Supplementary Information:</b>	
Schedule of Changes in District's Total OPEB Liability and Related Ratio (Unaudited)	49
Schedule of the District's Proportionate Share of the Net Pension Liability (Unaudited)	50
Schedule of District Contributions (Unaudited)	51
Schedule of Revenues, Expenditures and Changes in Fund Balance - Budget (Non-GAAP Basis) and Actual - General Fund (Unaudited)	52 - 53
<b>Supplementary Information:</b>	
Schedule of Change from Adopted Budget to Final Budget and Real Property Tax Limit - General Fund	54
Schedule of Capital Projects Fund - Project Expenditures and Financing Resources	55
Combining Balance Sheet - Nonmajor Governmental Funds	56
Combining Statement of Revenues, Expenditures and Changes in Fund Balances - Nonmajor Governmental Funds	57
Net Investment in Capital Assets	58
Schedule of Expenditures of Federal Awards	59
Report on Internal Control Over Financial Reporting and on Compliance and Other Matters Based on an Audit of Financial Statements Performed in Accordance with Government Auditing Standards	60 - 61

## INDEPENDENT AUDITORS' REPORT

To the Board of Education  
Rush-Henrietta Central School District, New York

### *Report on the Financial Statements*

We have audited the accompanying financial statements of the governmental activities, each major fund, and the aggregate remaining fund information of the Rush-Henrietta Central School District, New York, as of and for the year ended June 30, 2019, and the related notes to the financial statements, which collectively comprise the District's basic financial statements as listed in the table of contents.

### *Management's Responsibility for the Financial Statements*

Management is responsible for the preparation and fair presentation of these financial statements in accordance with accounting principles generally accepted in the United States of America; this includes the design, implementation, and maintenance of internal control relevant to the preparation and fair presentation of financial statements that are free from material misstatement, whether due to fraud or error.

### *Auditor's Responsibility*

Our responsibility is to express opinions on these financial statements based on our audit. We conducted our audit in accordance with auditing standards generally accepted in the United States of America and the standards applicable to financial audits contained in *Government Auditing Standards* issued by the Comptroller General of the United States. Those standards require that we plan and perform the audit to obtain reasonable assurance about whether the financial statements are free from material misstatement.

An audit involves performing procedures to obtain audit evidence about the amounts and disclosures in the financial statements. The procedures selected depend on the auditor's judgment, including the assessment of the risks of material misstatement of the financial statements, whether due to fraud or error. In making those risk assessments, the auditor considers internal control relevant to the District's preparation and fair presentation of the financial statements in order to design audit procedures that are appropriate in the circumstances, but not for the purpose of expressing an opinion on the effectiveness of the District's internal control. Accordingly, we express no such opinion. An audit also includes evaluating the appropriateness of accounting policies used and the reasonableness of significant accounting estimates made by management, as well as evaluating the overall presentation of the financial statements.

We believe that the audit evidence we have obtained is sufficient and appropriate to provide a basis for our audit opinions.

## ***Opinions***

In our opinion, the financial statements referred to above present fairly, in all material respects, the respective financial position of the governmental activities, each major fund, and the aggregate remaining fund information of the Rush-Henrietta Central School District, New York, as of June 30, 2019, and the respective changes in financial position and, where applicable, cash flows thereof for the year then ended in accordance with accounting principles generally accepted in the United States of America.

## ***Other Matters***

### *Required Supplementary Information*

Accounting principles generally accepted in the United States of America require that the management's discussion and analysis, schedule of funding progress postemployment benefit plan, schedule of the District's proportionate share of the net pension liability, schedule of District contributions, and budgetary comparison information on pages 4–13 and 49–53 be presented to supplement the basic financial statements. Such information, although not a part of the basic financial statements, is required by the Governmental Accounting Standards Board who considers it to be an essential part of financial reporting for placing the basic financial statements in an appropriate operational, economic, or historical context. We have applied certain limited procedures to the required supplementary information in accordance with auditing standards generally accepted in the United States of America, which consisted of inquiries of management about the methods of preparing the information and comparing the information for consistency with management's responses to our inquiries, the basic financial statements, and other knowledge we obtained during our audit of the basic financial statements. We do not express an opinion or provide any assurance on the information because the limited procedures do not provide us with sufficient evidence to express an opinion or provide any assurance.

### *Other Information*

Our audit was conducted for the purpose of forming opinions on the financial statements that collectively comprise the Rush-Henrietta Central School District, New York's basic financial statements. The accompanying supplemental information as listed in the table of contents and schedule of expenditures of federal awards, as required by the Title 2 U.S. Code of Federal Regulations Part 200, Uniform Administrative Requirements, Cost Principles, and Audit Requirements for Federal Awards are presented for purposes of additional analysis and are not a required part of the basic financial statements.

The accompanying supplemental information as listed in the table of contents and schedule of expenditures of federal awards, as required by the Title 2 U.S. Code of Federal Regulations Part 200, Uniform Administrative Requirements, Cost Principles, and Audit Requirements for Federal Awards is the responsibility of management and was derived from and relates directly to the underlying accounting and other records used to prepare the basic financial statements. Such information has been subjected to the auditing procedures applied in the audit of the basic financial statements and certain additional procedures, including comparing and reconciling such information directly to the underlying accounting and other records used to prepare the basic financial statements or to the basic financial statements themselves, and other additional procedures in accordance with auditing standards generally accepted in the United States of America. In our opinion, the accompanying supplemental information as listed in the table of contents and schedule of expenditures of federal awards, as required by the Title 2 U.S. Code of Federal Regulations Part 200, Uniform Administrative Requirements, Cost Principles, and Audit Requirements for Federal Awards is fairly stated, in all material respects, in relation to the basic financial statements as a whole.

### **Other Reporting Required by *Government Auditing Standards***

In accordance with *Government Auditing Standards*, we have also issued our report dated September 10, 2019 on our consideration of the Rush-Henrietta Central School District, New York's internal control over financial reporting and on our tests of its compliance with certain provisions of laws, regulations, contracts, and grant agreements and other matters. The purpose of that report is solely to describe the scope of our testing of internal control over financial reporting and compliance and the results of that testing, and not to provide an opinion on the effectiveness of the District's internal control over financial reporting or on compliance. That report is an integral part of an audit performed in accordance with *Government Auditing Standards* in considering Rush-Henrietta Central School District, New York's internal control over financial reporting and compliance.

Rochester, New York  
September 10, 2019



**Rush Henrietta Central School District**  
**Management's Discussion and Analysis**  
**For the Fiscal Year Ended June 30, 2019**

The following is a discussion and analysis of the School District's financial performance for the fiscal year ended June 30, 2019. This section is a summary of the School District's financial activities based on currently known facts, decisions, and/or conditions. It is also based on both the government-wide and fund-based financial statements. The results of the current year are discussed in comparison with the prior year, with an emphasis placed on the current year. This section is only an introduction and should be read in conjunction with the School District's financial statements, which immediately follow this section.

**Financial Highlights**

At the close of the fiscal year, the total assets plus deferred outflows (what the district owns) exceeded its total liabilities plus deferred inflows (what the district owes) by \$132,641,649 (net position) an increase of \$9,351,103 from the prior year. This increase is a result of strong revenues exceeding a modest expense growth which resulted in a significant increase in current assets.

As of the close of the fiscal year, the School District's governmental funds reported combined fund balances of \$64,456,361 an increase of \$6,169,863 in comparison with the prior year. This increase is a result of an increase in the Capital Projects Fund as funding was provided for future capital projects.

New York State Law limits the amount of unreserved fund balance that can be retained by the General Fund to 4% of the ensuing year's budget, exclusive of the amount designated for the subsequent year's budget. At the end of the current fiscal year, the unassigned fund balance of the General Fund was \$5,282,901 and this amount was within the statutory limit.

General revenues which include Real Property Taxes, Non Property Taxes, State and Federal Aid, Investment Earnings, Compensation for Loss, and Miscellaneous accounted for \$130,183,048 or 93% of all revenues. Program specific revenues in the form of Charges for services and Operating Grants and Contributions accounted for \$9,166,768 or 7% of total revenues.

**Overview of the Financial Statements**

This management's discussion and analysis is intended to serve as an introduction to the School District's basic financial statements. The School District's basic financial statements are comprised of three components: (1) government-wide financial statements, (2) fund financial statements and (3) notes to the financial statements. This report also contains individual fund statements and schedules in addition to the basic financial statements.

*Government-Wide Financial Statements*

The *government-wide financial statements* are designed to provide readers with a broad overview of the School District's finances, in a manner similar to a private-sector business.

The *statement of net position* presents information on all of the School District's assets plus deferred outflow of resources and liabilities plus deferred inflow of resources, with the difference between the two reported as *net position*. Over time, increases or decreases in net position may serve as a useful indicator of whether the financial position of the School District is improving or deteriorating.

The *statement of activities* presents information showing how the government's net position changed during the most recent fiscal year. All changes in net position are reported as soon as the underlying event giving rise to the change occurs, regardless of the timing of related cash flows.

The *governmental* activities of the School District include instruction, pupil transportation, cost of food sales, general administrative support, community service, and interest on long-term debt.

The government-wide financial statements can be found on the pages immediately following this section as the first two pages of the basic financial statements.

### *Fund Financial Statements*

A *fund* is a grouping of related accounts that is used to maintain control over resources that have been segregated for specific activities or objectives. The School District, like other state and local governments, uses fund accounting to ensure and demonstrate compliance with finance related legal requirements. All of the funds of the School District can be divided into two categories: governmental funds and fiduciary funds.

*Governmental funds* are used to account for essentially the same functions reported as *governmental activities* in the government-wide financial statements. However, unlike the government-wide financial statements, governmental fund financial statements focus on *near-term inflows and outflows of spendable resources*, as well as on *balances of spendable resources* available at the end of the fiscal year. Such information may be useful in evaluating the School District's near-term financing requirements.

Because the focus of governmental funds is narrower than that of the government-wide financial statements, it is useful to compare the information presented for *governmental funds* with similar information presented for *governmental activities* in the government-wide financial statements. By doing so, readers may better understand the long-term impact of the government's near term financing decisions. Both the governmental fund balance sheet and the governmental fund statement of revenues, expenditures, and changes in fund balances provide a reconciliation to facilitate this comparison between *governmental funds* and *governmental activities*.

The School District maintains five individual governmental funds; General Fund, Special Aid Fund, Debt Service Fund, School Lunch Fund, and Capital Projects Fund. Information is presented separately in the governmental fund balance sheet and in the governmental fund statement of revenues, expenditures and changes in fund balances for the general fund, the special aid fund, and the capital projects fund which are reported as major funds. Data for the school lunch fund and the debt service fund are aggregated into a single column and reported as non-major funds.

The School District adopts and voters approve an annual budget for its General Fund. A budgetary comparison statement has been provided for the General Fund within the basic financial statements to demonstrate compliance with the budget.

The *Fiduciary Funds* are used to account for assets held by the School District in an agency capacity which accounts for assets held by the School District on behalf of others. Fiduciary funds are not reflected in the government-wide financial statement because the resources of these funds are *not* available to support the School District's programs.

The financial statements for the governmental and fiduciary funds can be found in the basic financial statement section of this report.

<b><u>Major Feature of the District-Wide and Fund Financial Statements</u></b>			
	<b>Government-Wide Statements</b>	<b>Fund Financial Statements</b>	
		<b>Governmental Funds</b>	<b>Fiduciary Funds</b>
Scope	Entire District (except fiduciary funds)	The activities of the School District that are not proprietary or fiduciary, such as special education and building maintenance	Instances in which the School District administers resources on behalf of someone else, such as scholarship programs and student activities monies
Required financial statements	Statement of net position Statement of activities	Balance sheet Statement of revenues, expenditures, and changes in fund balance	Statement of fiduciary net position Statement of changes in fiduciary net position
Accounting basis and measurement focus	Accrual accounting and economic resources focus	Modified accrual accounting and current financial focus	Accrual accounting and economic resources focus
Type of asset/liability information	All assets and liabilities, both financial and capital, short-term and long-term	Generally, assets expected to be used up and liabilities that come due during the year or soon thereafter; no capital assets or long-term liabilities included	All assets and liabilities, both short-term and long-term; funds do not currently contain capital assets, although they can.
Type of inflow/outflow information	All revenues and expenses during year, regardless of when cash is received or paid	Revenues for which cash is received during or soon after the end of the year; expenditures when goods or services have been received and the related liability is due and payable	All additions and deductions during the year, regardless of when cash is received or paid

*Notes to the Financial Statements*

The notes provide additional information that is essential to a full understanding of the data provided in the government-wide and fund financial statements. The notes to the financial statements can be found following the basic financial statement section of this report.

**Government-Wide Statements**

The government-wide statements report information about the District as a whole using accounting methods similar to those used by private-sector companies. The statement of net position includes all the School District's assets and liabilities. All of the current year's revenues and expenses are accounted for in the statement of activities regardless of when cash is received or paid.

The two government-wide statements report the District's net position and how they have changed. Net position, the difference between the District's assets plus deferred outflow resources and liabilities plus deferred inflow of resources, is one way to measure the District's financial health or position. Over time, increases or decreases in the District's net position are an indicator of whether its financial position is improving or deteriorating, respectively. Additional non-financial factors such as changes in the District's property tax base and the condition of the school buildings and facilities must also be considered to assess the District's overall health.

All of the District's services are reported in the government-wide financial statements as governmental activities. Most of the District's basic services are included here, such as regular and special education, transportation and administration. Property taxes, federal and state aid, and investment earnings finance most of these activities.



**Financial Analysis of the School District As A Whole**

**Net Position**

The District's combined net position was larger on June 30, 2019, than they were the year before as shown in table below.

	<b><u>Governmental Activities</u></b>		<b><u>Total Variance</u></b>
	<b><u>2019</u></b>	<b><u>2018</u></b>	
<b><u>ASSETS:</u></b>			
Current and Other Assets	\$ 78,905,031	\$ 70,988,333	\$ 7,916,698
Capital Assets	103,697,427	100,826,547	2,870,880
<b>Total Assets</b>	<b><u>\$ 182,602,458</u></b>	<b><u>\$ 171,814,880</u></b>	<b><u>\$ 10,787,578</u></b>
<b><u>DEFERRED OUTFLOWS OF RESOURCES:</u></b>			
Deferred Outflows of Resources	<b><u>\$ 30,677,686</u></b>	<b><u>\$ 33,098,155</u></b>	<b><u>\$ (2,420,469)</u></b>
<b><u>LIABILITIES:</u></b>			
Long-Term Debt Obligations	\$ 63,115,821	\$ 59,931,830	\$ 3,183,991
Other Liabilities	9,446,287	10,415,344	(969,057)
<b>Total Liabilities</b>	<b><u>\$ 72,562,108</u></b>	<b><u>\$ 70,347,174</u></b>	<b><u>\$ 2,214,934</u></b>
<b><u>DEFERRED INFLOWS OF RESOURCES:</u></b>			
Deferred Inflows of Resources	<b><u>\$ 8,076,387</u></b>	<b><u>\$ 11,275,315</u></b>	<b><u>\$ (3,198,928)</u></b>
<b><u>NET POSITION:</u></b>			
Net Investment in Capital Assets	\$ 92,607,427	\$ 88,346,547	\$ 4,260,880
<b><u>Restricted For:</u></b>			
Capital Projects	28,802,862	22,397,050	6,405,812
Reserve for ERS	4,247,015	3,724,514	522,501
Accrued Benefit Liability Reserve	3,681,222	3,856,097	(174,875)
Capital Reserve	10,016,167	11,942,244	(1,926,077)
Other Purposes	6,118,869	4,656,331	1,462,538
Unrestricted	(12,831,913)	(11,632,237)	(1,199,676)
<b>Total Net Position</b>	<b><u>\$ 132,641,649</u></b>	<b><u>\$ 123,290,546</u></b>	<b><u>\$ 9,351,103</u></b>

The District's financial position is the product of many factors.

By far, the largest component of the School District's net position reflects its investment in capital assets, less any related debt used to acquire those assets that is still outstanding. The School District uses these capital assets to provide services to the students and consequently, these assets are not available for future spending. Although the School District's investment in its capital assets is reported net of related debt, it should be noted that the resources needed to repay this debt must be provided from other sources, since the capital assets themselves cannot be used to liquidate these liabilities.

There are five restricted net position balances, Capital Projects, Reserve for ERS Accrued Benefit Liability Reserve, Capital Reserve, and Other Purposes. The remaining balance of unrestricted net position is a deficit of \$12,831,913.

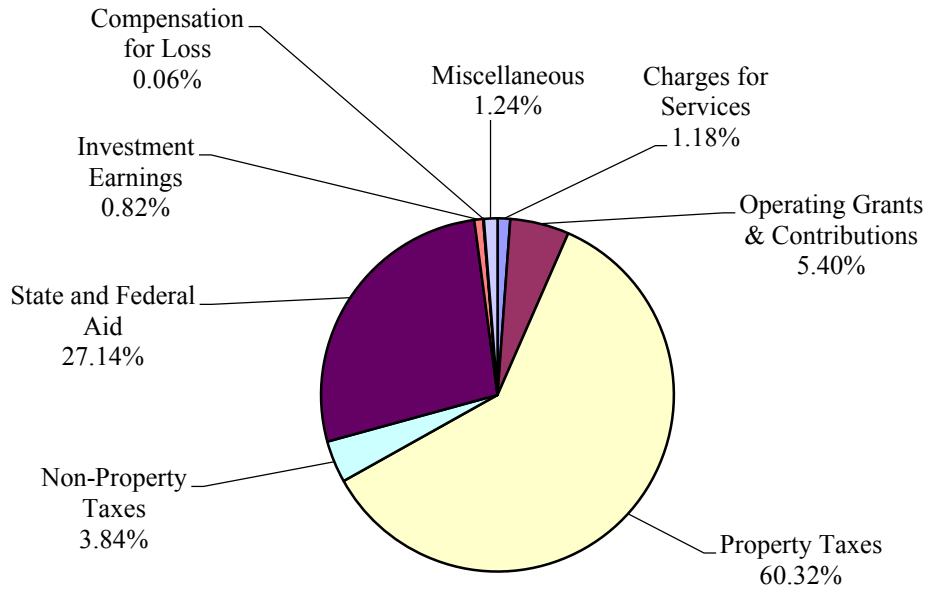
**Changes in Net position**

The District's total revenue increased 3% to \$139,349,816. State and federal aid 27% and property taxes 60% accounted for most of the District's revenue. The remaining 13% of the revenue comes from operating grants, for services, non property taxes, investment earnings, compensation for loss, and miscellaneous revenues.

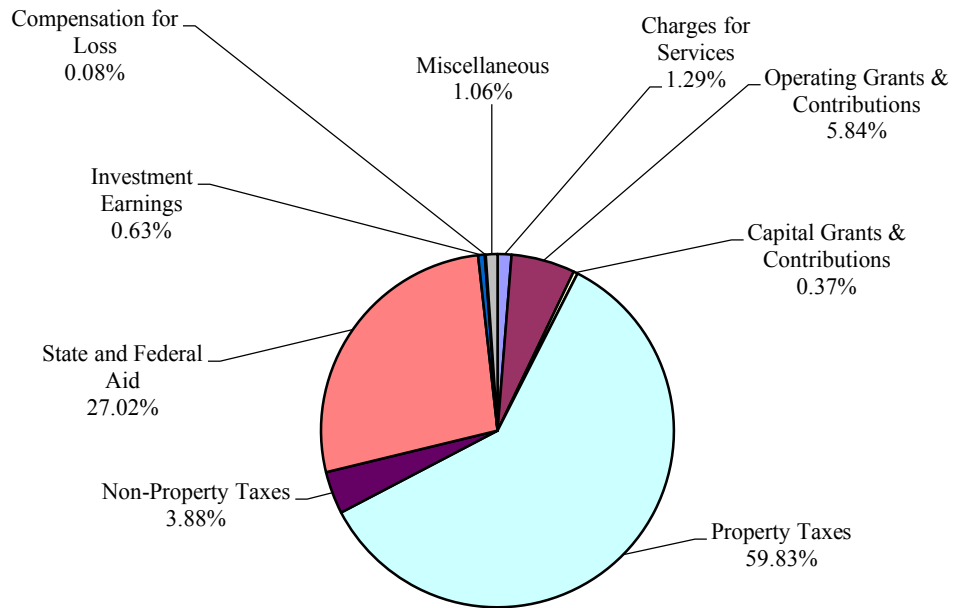
The total cost of all the programs and services increased 2% to \$129,998,713. The District's expenses are predominately related to education and caring for the students (Instruction) 76%. General support which included expenses associated with the operation, maintenance and administration of the District accounted for 12% of the total costs. See table below:

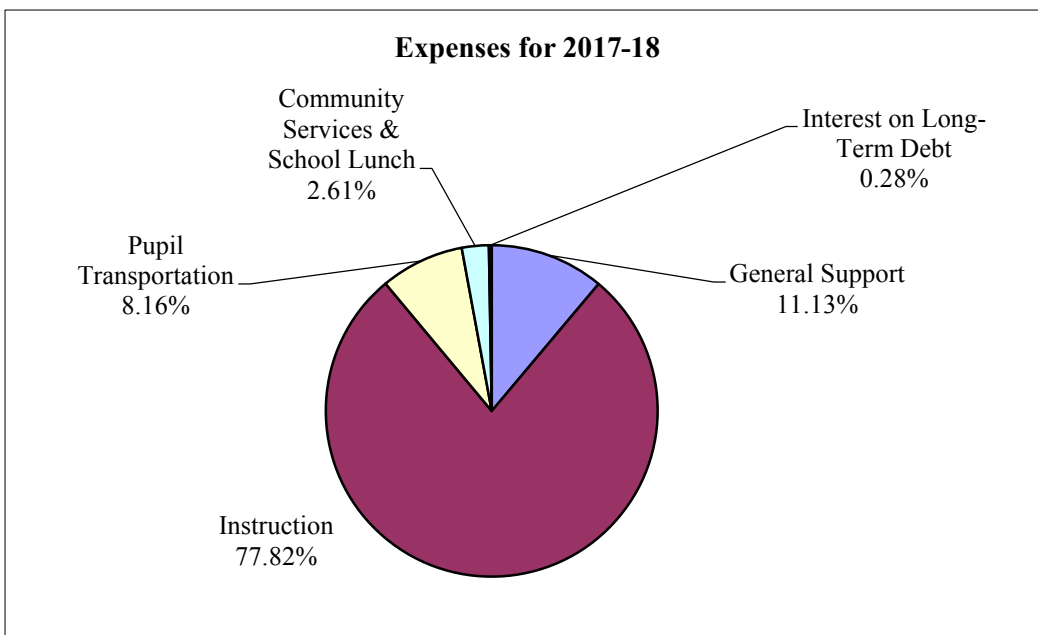
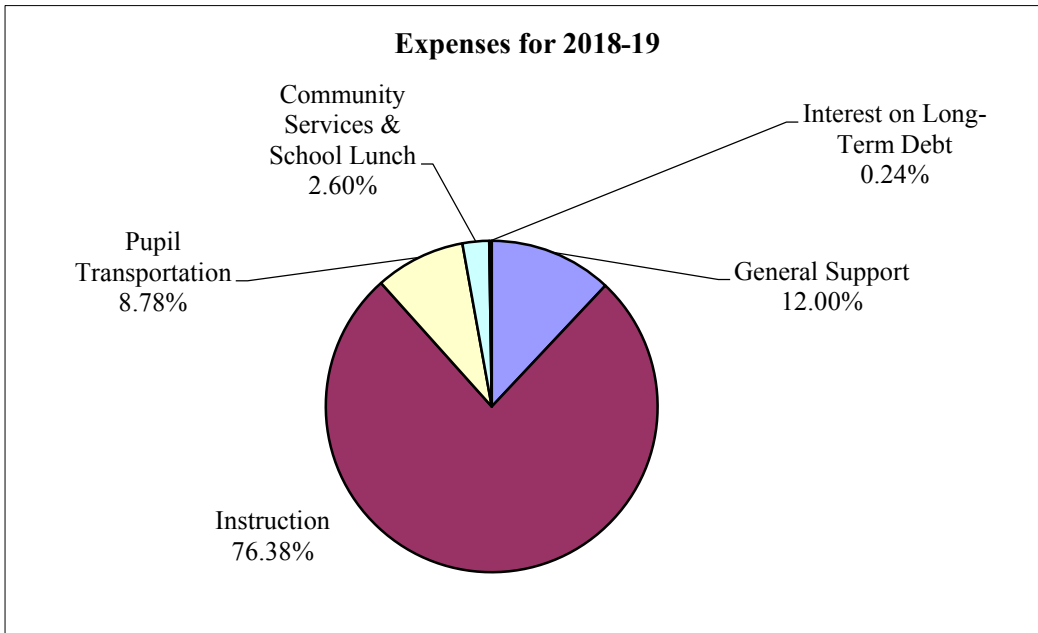
	<b>Governmental Activities</b>		<b>Total Variance</b>
	<b><u>2019</u></b>	<b><u>2018</u></b>	
<b><u>REVENUES:</u></b>			
<b><u>Program -</u></b>			
Charges for Service	\$ 1,639,605	\$ 1,749,609	\$ (110,004)
Operating Grants & Contributions	7,527,163	7,926,124	(398,961)
Capital Grants & Contributions	-	500,000	(500,000)
<b>Total Program</b>	<b><u>\$ 9,166,768</u></b>	<b><u>\$ 10,175,733</u></b>	<b><u>\$ (1,008,965)</u></b>
<b><u>General -</u></b>			
Property Taxes	\$ 84,051,996	\$ 81,165,182	\$ 2,886,814
Non Property Taxes	5,353,770	5,270,238	83,532
State and Federal Aid	37,824,247	36,662,378	1,161,869
Investment Earnings	1,141,779	851,867	289,912
Compensation for Loss	79,434	108,119	(28,685)
Miscellaneous	1,731,822	1,433,370	298,452
<b>Total General</b>	<b><u>\$ 130,183,048</u></b>	<b><u>\$ 125,491,154</u></b>	<b><u>\$ 4,691,894</u></b>
<b>TOTAL REVENUES</b>	<b><u>\$ 139,349,816</u></b>	<b><u>\$ 135,666,887</u></b>	<b><u>\$ 3,682,929</u></b>
<b><u>EXPENSES:</u></b>			
General Support	\$ 15,603,871	\$ 14,138,469	\$ 1,465,402
Instruction	99,291,895	98,838,367	453,528
Pupil Transportation	11,417,564	10,367,279	1,050,285
Community Services	220,921	238,318	(17,397)
School Lunch	3,158,165	3,074,824	83,341
Interest	306,297	350,378	(44,081)
<b>TOTAL EXPENSES</b>	<b><u>\$ 129,998,713</u></b>	<b><u>\$ 127,007,635</u></b>	<b><u>\$ 2,991,078</u></b>
<b>INCREASE IN NET POSITION</b>	<b><u>\$ 9,351,103</u></b>	<b><u>\$ 8,659,252</u></b>	
<b>NET POSITION, BEGINNING OF YEAR</b>	<b><u>123,290,546</u></b>	<b><u>114,631,294</u></b>	
<b>NET POSITION, END OF YEAR</b>	<b><u>\$ 132,641,649</u></b>	<b><u>\$ 123,290,546</u></b>	

### Revenue for 2018-19



### Revenue for 2017-18





**Financial Analysis of the School District's Funds**

The financial performance of the District as a whole is reflected in its governmental funds. As the District completed the year, its governmental funds reported combined fund balances of \$64,456,361 which is more than last year's ending fund balance of \$58,286,498.

The General Fund is the chief operating fund of the District. At the end of the current year, the total fund balance of the General Fund was \$34,731,947. Fund balance for the General Fund decreased by \$400,480 compared with the prior year. See table below:

<b><u>General Fund Balances:</u></b>	<b><u>2019</u></b>	<b><u>2018</u></b>	<b><u>Total Variance</u></b>
Restricted	\$ 23,807,377	\$ 23,956,886	\$ (149,509)
Assigned	5,641,669	6,093,822	(452,153)
Unassigned	5,282,901	5,081,719	201,182
<b>Total General Fund Balances</b>	<b><u>\$ 34,731,947</u></b>	<b><u>\$ 35,132,427</u></b>	<b><u>\$ (400,480)</u></b>

**General Fund Budgetary Highlights**

The difference between the original budget and the final amended budget was \$13,945,245. This change is attributable to \$3,293,822 of carryover encumbrances from the 2017-18 school year, \$2,400,000 for voter approved bus purchases, and \$8,251,423 for voter approved funding of capital projects.

The key factors for budget variances in the general fund are listed below along with explanations for each.

<b>Expenditure Items:</b>	<b>Budget Variance Original Vs. Amended</b>	<b>Explanation for Budget Variance</b>
Employee Benefits	(\$917,838)	Health insurance premiums significantly lower than budget
Transfer-Out	\$10,655,373	Reserve funding for capital projects

<b>Revenue Items:</b>	<b>Budget Variance Amended Vs. Actual</b>	<b>Explanation for Budget Variance</b>
Real Property Tax Items	\$1,999,783	PILOT payments higher than budgeted
Miscellaneous	\$1,073,518	Conservative budget estimate
State Aid	\$2,023,760	Tuition reimbursement for state agency placed students and BOCES expense reimbursement
<b>Expenditure Items:</b>	<b>Budget Variance Amended Vs. Actual</b>	<b>Explanation for Budget Variance</b>
Employee Benefits	\$2,910,266	Health insurance premiums and pension contributions lower than budgeted
Transfer-Out	\$1,730,027	Debt service funding

### Capital Asset and Debt Administration

#### Capital Assets

By the end of the 2018-19 fiscal year, the District had invested \$103,697,427 in a broad range of capital assets. The change in capital assets, net of accumulated depreciation, is reflected below:

	<u>2019</u>	<u>2018</u>
Land	\$ 3,037,218	\$ 1,686,918
Work in Progress	5,150,203	498,608
Buildings and Improvements	83,508,561	87,755,338
Machinery and Equipment	12,001,445	10,885,683
<b>Total Capital Assets</b>	<b><u>\$ 103,697,427</u></b>	<b><u>\$ 100,826,547</u></b>

More detailed information can be found in the notes to the financial statements.

#### Long-Term Debt

At year end, the District had \$63,115,821 in general obligation bonds and other long-term debt outstanding as follows:

<u>Type</u>	<u>2019</u>	<u>2018</u>
Serial Bonds	\$ 11,090,000	\$ 12,480,000
OPEB	44,899,507	42,097,106
Net Pension Liability	3,116,867	1,411,029
Compensated Absences	4,009,447	3,943,695
<b>Total Long-Term Obligations</b>	<b><u>\$ 63,115,821</u></b>	<b><u>\$ 59,931,830</u></b>

More detailed information can be found in the notes to the financial statements.

### **Factors Bearing on the District's Future**

State Law Chapter 97, which established a property tax levy cap, was enacted in 2011. Levy growth, which accounts for 64% of total District revenue, is limited to the lesser of two percent or the annual increase in CPI. State regulated collective bargaining agreements and mandated special education costs are increasing faster than two percent so the District anticipates budget constraints for the foreseeable future since there has been no meaningful mandate relief by the State.

### **Contacting the School District's Financial Management**

This financial report is designed to provide the District's citizens, taxpayers, customers, investors, and creditors with a general overview of the District's finances and to demonstrate the District's accountability for the money it receives. Questions concerning any of the information provided in this report or requests for additional information should be addressed to the following:

Rush Henrietta Central School District  
Parker Administration Building  
2034 Lehigh Station Road  
Henrietta, New York 14467  
Attn: Mr. Andrew Whitmore  
Assistant Superintendent for School Finance & Operations

**RUSH-HENRIETTA CENTRAL SCHOOL DISTRICT, NEW YORK**

**Statement of Net Position**

**June 30, 2019**

	<b>Governmental Activities</b>
<b>ASSETS</b>	
Cash and cash equivalents	\$ 68,575,082
Accounts receivable	5,513,790
Inventories	90,964
Net pension asset	4,725,195
<b>Capital Assets:</b>	
Land	3,037,218
Work in progress	5,150,203
Other capital assets (net of depreciation)	95,510,006
<b>TOTAL ASSETS</b>	<b><u>\$ 182,602,458</u></b>
 <b>DEFERRED OUTFLOWS OF RESOURCES</b>	
Deferred outflows of resources	<b><u>\$ 30,677,686</u></b>
 <b>LIABILITIES</b>	
Accounts payable	\$ 1,583,230
Accrued liabilities	1,103,432
Unearned revenues	1,212,791
Due to teachers' retirement system	4,864,573
Due to employees' retirement system	682,261
<b>Long-Term Obligations:</b>	
Due in one year	1,723,163
Due in more than one year	61,392,658
<b>TOTAL LIABILITIES</b>	<b><u>\$ 72,562,108</u></b>
 <b>DEFERRED INFLOWS OF RESOURCES</b>	
Deferred inflows of resources	<b><u>\$ 8,076,387</u></b>
 <b>NET POSITION</b>	
Net investment in capital assets	\$ 92,607,427
<b>Restricted For:</b>	
Capital projects	28,802,862
Reserve for employee retirement system	4,247,015
Accrued benefit liability reserve	3,681,222
Capital reserves	10,016,167
Other purposes	6,118,869
Unrestricted	(12,831,913)
<b>TOTAL NET POSITION</b>	<b><u>\$ 132,641,649</u></b>

(See accompanying notes to financial statements)



**RUSH-HENRIETTA CENTRAL SCHOOL DISTRICT, NEW YORK**

**Statement of Activities**

**For Year Ended June 30, 2019**

<u>Functions/Programs</u>	<u>Expenses</u>	<u>Program Revenues</u>		<u>Net (Expense)</u>
		<u>Charges for</u>	<u>Operating</u>	<u>Revenue and</u>
		<u>Services</u>	<u>Grants and</u>	<u>Changes in</u>
			<u>Contributions</u>	<u>Net Position</u>
				<u>Governmental</u>
				<u>Activities</u>
<b>Primary Government -</b>				
General support	\$ 15,603,871	\$ -	\$ -	\$ (15,603,871)
Instruction	99,291,895	507,105	5,876,065	(92,908,725)
Pupil transportation	11,417,564	-	-	(11,417,564)
Community services	220,921	-	-	(220,921)
School lunch	3,158,165	1,132,500	1,651,098	(374,567)
Interest	306,297	-	-	(306,297)
<b>Total Primary Government</b>	<b><u>\$ 129,998,713</u></b>	<b><u>\$ 1,639,605</u></b>	<b><u>\$ 7,527,163</u></b>	<b><u>\$ (120,831,945)</u></b>

**General Revenues:**

Property taxes	\$ 84,051,996
Non property taxes	5,353,770
State and federal aid	37,824,247
Investment earnings	1,141,779
Compensation for loss	79,434
Miscellaneous	1,731,822
<b>Total General Revenues</b>	<b><u>\$ 130,183,048</u></b>
Changes in Net Position	\$ 9,351,103
<b>Net Position, Beginning of Year</b>	<u>123,290,546</u>
<b>Net Position, End of Year</b>	<b><u>\$ 132,641,649</u></b>

**RUSH-HENRIETTA CENTRAL SCHOOL DISTRICT, NEW YORK**

**Balance Sheet**

**Governmental Funds**

**June 30, 2019**

	<b>General Fund</b>	<b>Special Aid Fund</b>	<b>Capital Projects Fund</b>	<b>Nonmajor Governmental Funds</b>	<b>Total Governmental Funds</b>
<b>ASSETS</b>					
Cash and cash equivalents	\$ 37,800,168	\$ 704,162	\$ 29,279,486	\$ 791,266	\$ 68,575,082
Receivables	4,549,690	838,672	-	125,428	5,513,790
Inventories	-	-	-	90,964	90,964
Due from other funds	606,306	-	-	3,728	610,034
<b>TOTAL ASSETS</b>	<b><u>\$ 42,956,164</u></b>	<b><u>\$ 1,542,834</u></b>	<b><u>\$ 29,279,486</u></b>	<b><u>\$ 1,011,386</u></b>	<b><u>\$ 74,789,870</u></b>
<b>LIABILITIES AND FUND BALANCES</b>					
<b><u>Liabilities -</u></b>					
Accounts payable	\$ 1,103,288	\$ 13,732	\$ 460,435	\$ 5,775	\$ 1,583,230
Accrued liabilities	1,014,804	47,747	-	29,906	1,092,457
Due to other funds	3,728	590,117	16,189	-	610,034
Due to TRS	4,864,573	-	-	-	4,864,573
Due to ERS	682,261	-	-	-	682,261
Compensated absences	288,163	-	-	-	288,163
Unearned revenue	267,400	891,238	-	54,153	1,212,791
<b>TOTAL LIABILITIES</b>	<b><u>\$ 8,224,217</u></b>	<b><u>\$ 1,542,834</u></b>	<b><u>\$ 476,624</u></b>	<b><u>\$ 89,834</u></b>	<b><u>\$ 10,333,509</u></b>
<b><u>Fund Balances -</u></b>					
Nonspendable	\$ -	\$ -	\$ -	\$ 90,964	\$ 90,964
Restricted	23,807,377	-	28,802,862	255,896	52,866,135
Assigned	5,641,669	-	-	574,692	6,216,361
Unassigned	5,282,901	-	-	-	5,282,901
<b>TOTAL FUND BALANCE</b>	<b><u>\$ 34,731,947</u></b>	<b><u>\$ -</u></b>	<b><u>\$ 28,802,862</u></b>	<b><u>\$ 921,552</u></b>	<b><u>\$ 64,456,361</u></b>
<b>TOTAL LIABILITIES AND FUND BALANCES</b>	<b><u>\$ 42,956,164</u></b>	<b><u>\$ 1,542,834</u></b>	<b><u>\$ 29,279,486</u></b>	<b><u>\$ 1,011,386</u></b>	

**Amounts reported for governmental activities in the  
Statement of Net Position are different because:**

Capital assets used in governmental activities are not financial resources and therefore are not reported in the funds.	103,697,427
Interest is accrued on outstanding bonds in the statement of net position but not in the funds.	(10,975)
The following long-term obligations are not due and payable in the current period and therefore are not reported in the governmental funds:	
Serial bonds payable	(11,090,000)
OPEB	(44,899,507)
Compensated absences	(3,721,284)
Net pension asset	4,725,195
Deferred outflow - pension	27,857,099
Deferred outflow - OPEB	2,820,587
Net pension liability	(3,116,867)
Deferred inflow - pension	(7,016,928)
Deferred inflow - OPEB	(1,059,459)
<b>Net Position of Governmental Activities</b>	<b><u>\$ 132,641,649</u></b>

**RUSH-HENRIETTA CENTRAL SCHOOL DISTRICT, NEW YORK**  
**Statement of Revenues, Expenditures and Changes in Fund Balances**  
**Governmental Funds**  
**For Year Ended June 30, 2019**

	<b>General Fund</b>	<b>Special Aid Fund</b>	<b>Capital Projects Fund</b>	<b>Nonmajor Governmental Funds</b>	<b>Total Governmental Funds</b>
<b>REVENUES</b>					
Real property taxes and tax items	\$ 84,051,996	\$ -	\$ -	\$ -	\$ 84,051,996
Non-property taxes	5,353,770	-	-	-	5,353,770
Charges for services	507,105	-	-	-	507,105
Use of money and property	1,131,760	-	-	10,019	1,141,779
Sale of property and compensation for loss	79,434	-	-	-	79,434
Miscellaneous	1,518,118	1,062,782	211,228	2,476	2,794,604
State sources	37,267,509	2,607,506	-	54,753	39,929,768
Federal sources	556,738	2,205,777	-	1,596,345	4,358,860
Sales	-	-	-	1,132,500	1,132,500
<b>TOTAL REVENUES</b>	<b>\$ 130,466,430</b>	<b>\$ 5,876,065</b>	<b>\$ 211,228</b>	<b>\$ 2,796,093</b>	<b>\$ 139,349,816</b>
<b>EXPENDITURES</b>					
General support	\$ 12,647,187	\$ 47,842	\$ -	\$ -	\$ 12,695,029
Instruction	64,907,566	6,090,681	-	-	70,998,247
Pupil transportation	7,184,110	186,159	2,466,448	-	9,836,717
Community services	154,479	1,128	-	-	155,607
Employee benefits	28,451,688	375,255	-	587,974	29,414,917
Debt service - principal	-	-	-	1,390,000	1,390,000
Debt service - interest	-	-	-	308,163	308,163
Cost of sales	-	-	-	1,290,914	1,290,914
Other expenses	-	-	-	1,061,597	1,061,597
Capital outlay	-	-	6,028,762	-	6,028,762
<b>TOTAL EXPENDITURES</b>	<b>\$ 113,345,030</b>	<b>\$ 6,701,065</b>	<b>\$ 8,495,210</b>	<b>\$ 4,638,648</b>	<b>\$ 133,179,953</b>
<b>EXCESS (DEFICIENCY) OF REVENUES OVER EXPENDITURES</b>	<b>\$ 17,121,400</b>	<b>\$ (825,000)</b>	<b>\$ (8,283,982)</b>	<b>\$ (1,842,555)</b>	<b>\$ 6,169,863</b>
<b>OTHER FINANCING SOURCES (USES)</b>					
Transfers - in	\$ -	\$ 825,000	\$ 14,689,794	\$ 2,007,086	\$ 17,521,880
Transfers - out	(17,521,880)	-	-	-	(17,521,880)
<b>TOTAL OTHER FINANCING SOURCES (USES)</b>	<b>\$ (17,521,880)</b>	<b>\$ 825,000</b>	<b>\$ 14,689,794</b>	<b>\$ 2,007,086</b>	<b>\$ -</b>
<b>NET CHANGE IN FUND BALANCE</b>	<b>\$ (400,480)</b>	<b>\$ -</b>	<b>\$ 6,405,812</b>	<b>\$ 164,531</b>	<b>\$ 6,169,863</b>
<b>FUND BALANCE, BEGINNING OF YEAR</b>	<b>35,132,427</b>	<b>-</b>	<b>22,397,050</b>	<b>757,021</b>	<b>58,286,498</b>
<b>FUND BALANCE, END OF YEAR</b>	<b>\$ 34,731,947</b>	<b>\$ -</b>	<b>\$ 28,802,862</b>	<b>\$ 921,552</b>	<b>\$ 64,456,361</b>

(See accompanying notes to financial statements)

**RUSH-HENRIETTA CENTRAL SCHOOL DISTRICT, NEW YORK**  
**Reconciliation of Governmental Funds Statement of Revenues, Expenditures, and Changes in**  
**Fund Balances of Governmental Funds to Statement of Activities**  
**For Year Ended June 30, 2019**

**NET CHANGE IN FUND BALANCES -**  
**TOTAL GOVERNMENTAL FUNDS**

\$ 6,169,863

Amounts reported for governmental activities in the Statement of Activities are different because: Governmental funds report capital outlays as expenditures. However, in the Statement of Activities the cost of those assets is allocated over their estimated useful lives and reported as depreciation expense. The following are the amounts by which capital outlays and additions of assets in excess depreciation in the current period:

Capital Outlay	\$ 6,001,895	
Additions to Assets, Net	3,023,727	
Depreciation	<u>(6,154,742)</u>	
		2,870,880

Bond proceeds provide current financial resources to governmental funds, but issuing debt increases long-term obligations in the Statement of Net Position. Repayment of bond principal is an expenditure in the governmental funds, but the repayment reduces long-term obligations in the Statement of Net Position. The following details these items as they effect the governmental activities:

Debt Repayments	1,390,000
-----------------	-----------

In the Statement of Activities, interest is accrued on outstanding bonds, whereas in governmental funds, an interest expenditure is reported when due.	1,866
--	-------

The net OPEB liability does not require the use of current financial resources and, therefore, is not reported as an expenditure in the governmental funds.	(1,564,710)
---	-------------

(Increase) decrease in proportionate share of net pension asset/liability reported in the Statement of Activities do not provide for or require the use of current financial resources and therefore are not reported as revenues or expenditures in the governmental funds

Teachers' Retirement System	842,965
Employees' Retirement System	(275,483)

In the Statement of Activities, vacation pay, teachers' retirement incentive and judgments and claims are measured by the amount accrued during the year. In the governmental funds, expenditures for these items are measured by the amount actually paid. The following provides the differences of these items as presented in the governmental activities:

Compensated Absences	<u>(84,278)</u>
----------------------	-----------------

**CHANGE IN NET POSITION OF GOVERNMENTAL ACTIVITIES**

**\$ 9,351,103**

**RUSH-HENRIETTA CENTRAL SCHOOL DISTRICT, NEW YORK**

**Statement of Fiduciary Net Position**

**June 30, 2019**

	<b>Private Purpose <u>Trust</u></b>	<b>Agency <u>Funds</u></b>
<b>ASSETS</b>		
Cash and cash equivalents	\$ 239,399	\$ 6,162,218
Investments	-	37,514
Receivable from general fund	-	117,017
<b>TOTAL ASSETS</b>	<b><u>\$ 239,399</u></b>	<b><u>\$ 6,316,749</u></b>
<b>LIABILITIES</b>		
Accounts payable	\$ -	\$ 1,153
Extraclassroom activity balances	-	131,885
Other liabilities - HRA accounts for employees and retirees	-	4,374,890
Other liabilities - Post employment benefit for employees	-	1,312,294
Other liabilities	-	496,527
<b>TOTAL LIABILITIES</b>	<b><u>\$ -</u></b>	<b><u>\$ 6,316,749</u></b>
<b>NET POSITION</b>		
Restricted for scholarships	\$ 239,399	
<b>TOTAL NET POSITION</b>	<b><u>\$ 239,399</u></b>	

**Statement of Changes in Fiduciary Net Position**

**For Year Ended June 30, 2019**

	<b>Private Purpose <u>Trust</u></b>
<b>ADDITIONS</b>	
Contributions	\$ 43,977
Gain / (Loss) on investments	(8,960)
<b>TOTAL ADDITIONS</b>	<b><u>\$ 35,017</u></b>
<b>DEDUCTIONS</b>	
Other expenses	\$ 54,614
<b>TOTAL DEDUCTIONS</b>	<b><u>\$ 54,614</u></b>
<b>CHANGE IN NET POSITION</b>	<b>\$ (19,597)</b>
<b>NET POSITION, BEGINNING OF YEAR</b>	<b><u>258,996</u></b>
<b>NET POSITION, END OF YEAR</b>	<b><u>\$ 239,399</u></b>

# RUSH - HENRIETTA CENTRAL SCHOOL DISTRICT, NEW YORK

## Notes To The Basic Financial Statements

June 30, 2019

### I. Summary of Significant Accounting Policies

The financial statements of the Rush-Henrietta Central School District, New York (the District) have been prepared in conformity with generally accepted accounting principles (GAAP) as applied to government units. The Governmental Accounting Standards Board (GASB) is the accepted standard setting body for establishing governmental accounting and financial reporting principles. The more significant of the District's accounting policies are described below.

#### A. Reporting Entity

The Rush-Henrietta Central School District is governed by the laws of New York State. The District is an independent entity governed by an elected Board of Education consisting of seven members. The President of the Board serves as the chief fiscal officer and the Superintendent is the chief executive officer. The Board is responsible for, and controls all activities related to public school education within the District. Board members have authority to make decisions, power to appoint management, and primary accountability for all fiscal matters.

The reporting entity of the District is based upon criteria set forth by GASB Statement 14, *The Financial Reporting Entity*, as amended by GASB Statement 39, *Component Units* and GASB Statement No. 61, *The Financial Reporting Entity*. The financial reporting entity consists of the primary government, organizations for which the primary government is financially accountable and other organizations for which the nature and significance of their relationship with the primary government are such that exclusion would cause the reporting entity's financial statements to be misleading or incomplete.

The District is not a component unit of another reporting entity. The decision to include a potential component unit in the District's reporting entity is based on several criteria including legal standing, fiscal dependency, and financial accountability. Based on the application of these criteria, the following is a brief review of certain entities included in the District's reporting entity.

#### 1. Extraclassroom Activity Funds

The extraclassroom activity funds of the District represent funds of the students of the District. The Board of Education exercises general oversight of these funds. The extraclassroom activity funds are independent of the District with respect to its financial transactions, and the designation of student management. Separate audited financial statements (cash basis) of the extraclassroom activity funds can be found at the District's business office. The District accounts for assets held as an agency for various student organizations in an agency fund.

**( I. ) (Continued)**

**B. Joint Venture**

The District is a component of the First Supervisory District of Monroe County Board of Cooperative Educational Services (BOCES). The BOCES is a voluntary, cooperative association of school districts in a geographic area that shares planning, services, and programs which provide educational and support activities. There is no authority or process by which a school district can terminate its status as a BOCES component.

BOCES are organized under §1950 of the New York State Education Law. A BOCES Board is considered a corporate body. Members of a BOCES Board are nominated and elected by their component member boards in accordance with provisions of §1950 of the New York State Education Law. All BOCES property is held by the BOCES Board as a corporation (§1950(6)). In addition, BOCES Boards also are considered municipal corporations to permit them to contract with other municipalities on a cooperative basis under §119-n(a) of the New York State General Municipal Law.

A BOCES' budget is comprised of separate budgets for administrative, program, and capital costs. Each component school district's share of administrative and capital cost is determined by resident public school district enrollment as defined in Education Law, Section 1950(4)(b)(7). In addition, component districts pay tuition or a service fee for programs in which its students participate.

During the year, the District was billed \$15,673,240 for BOCES administrative and program costs.

The District's share of BOCES aid amounted to \$3,380,694.

Financial statements for the BOCES are available from the BOCES administrative office.

**C. Basis of Presentation**

**1. Districtwide Statements**

The Statement of Net Position and the Statement of Activities present financial information about the District's governmental activities. These statements include the financial activities of the overall government in its entirety, except those that are fiduciary. Eliminations have been made to minimize the double counting of internal transactions. Governmental activities generally are financed through taxes, state aid, intergovernmental revenues, and other exchange and non-exchange transactions. Operating grants include operating-specific and discretionary (either operating or capital) grants, while the capital grants column reflects capital specific grants.

The Statement of Activities presents a comparison between program expenses and revenues for each function of the District's governmental activities. Direct expenses are those that are specifically associated with and are clearly identifiable to a particular function. Indirect expenses, principally employee benefits, are allocated to functional areas in proportion to the payroll expended for those areas. Program revenues include charges paid by the recipients of goods or services offered by the programs, and grants and contributions that are restricted to meeting the operational or capital requirements of a particular program. Revenues that are not classified as program revenues, including all taxes, are presented as general revenues.

( I. ) (Continued)

2. **Fund Statements**

The fund statements provide information about the District's funds, including fiduciary funds. Separate statements for each fund category (governmental and fiduciary) are presented. The emphasis of fund financial statements is on major governmental funds, each displayed in a separate column. All remaining governmental funds are aggregated and reported as nonmajor funds.

The District reports the following governmental funds:

a. **Major Governmental Funds**

**General Fund** - This is the District's primary operating fund. It accounts for all financial transactions that are not required to be accounted for in another fund.

**Special Aid Fund** - This fund accounts for the proceeds of specific revenue sources, such as federal and state grants, that are legally restricted to expenditures for specified purposes. These legal restrictions may be imposed either by governments that provide the funds, or by outside parties.

**Capital Projects Fund** - Used to account for the acquisition construction or major repair of capital facilities or the purchase of buses.

b. **Nonmajor Governmental** - The other funds which are not considered major are aggregated and reported as nonmajor governmental funds as follows:

**School Lunch Fund** - Used to account for transactions of the District's lunch, breakfast and milk programs.

**Debt Service Fund** - This fund accounts for the accumulation of resources and the payment of principal and interest on long-term obligations for governmental activities.

c. **Fiduciary** - Fiduciary activities are those in which the District acts as trustee or agent for resources that belong to others. These activities are not included in the District-wide financial statements, because their resources do not belong to the District, and are not available to be used. There are two classes of fiduciary funds:

**Private Purpose Trust Funds** - These funds are used to account for trust arrangements in which principal and income benefit annual third party awards and scholarships for students. Established criteria govern the use of the funds and members of the District or representatives of the donors may serve on committees to determine who benefits.

**Agency Funds** - These funds are strictly custodial in nature and do not involve the measurement of results of operations. Assets are held by the District as agent for various student groups or extraclassroom activity funds and for payroll or employee withholding.



( I. ) (Continued)

**D. Measurement Focus and Basis of Accounting**

Accounting and financial reporting treatment is determined by the applicable measurement focus and basis of accounting. Measurement focus indicates the type of resources being measured such as current financial resources or economic resources. The basis of accounting indicates the timing of transactions or events for recognition in the financial statements.

The District-Wide and fiduciary fund financial statements are reported using the economic resources measurement focus and the accrual basis of accounting. Revenues are recorded when earned and expenses are recorded at the time liabilities are incurred, regardless of when the related cash transaction takes place. Nonexchange transactions, in which the District gives or receives value without directly receiving or giving equal value in exchange, include property taxes, grants and donations. On an accrual basis revenue from property taxes is recognized in the fiscal year for which the taxes are levied. Revenue from grants and donations is recognized in the fiscal year in which all eligibility requirements have been satisfied.

The fund financial statements are reported using the current financial resources measurement focus and the modified accrual basis of accounting. Under this method, revenues are recognized when measurable and available. The District considers all revenues reported in the governmental funds to be available if the revenues are collected within one year after the end of the fiscal year.

Expenditures are recorded when the related fund liability is incurred, except for principal and interest on general long-term debt, claims and judgments, and compensated absences, which are recognized as expenditures to the extent they have matured. General capital asset acquisitions are reported as expenditures in governmental funds. Proceeds of general long-term debt and acquisitions under capital leases are reported as other financing sources.

**E. Property Taxes**

Real property taxes are levied annually by the Board of Education no later than September 1, and become a lien on August 14, 2018. Taxes are collected during the period September 1 to October 31, 2018.

Uncollected real property taxes are subsequently enforced by the County of Monroe (the County), in which the District is located. An amount representing uncollected real property taxes transmitted to the County for enforcement is paid by the County to the District no later than the forthcoming April 1.

**F. Restricted Resources**

When an expense is incurred for purposes for which both restricted and unrestricted net position are available, the District's policy concerning which to apply first varies with the intended use, and with associated legal requirements, many of which are described elsewhere in these notes.

**( I. ) (Continued)**

**G. Interfund Transactions**

The operations of the District include transactions between funds. These transactions may be temporary in nature, such as with interfund borrowing. The District typically loans resources between funds for the purpose of providing cash flow. These interfund receivables and payables are expected to be repaid within one year. Permanent transfers of funds include the transfer of expenditures and revenues to provide financing or other services.

In the District-wide statements, the amounts reported on the Statement of Net Position for interfund receivables and payables represent amounts due between different fund types (governmental activities and fiduciary funds). Eliminations have been made for all interfund receivables and payables between the funds.

The governmental funds report all interfund transactions as originally recorded. Interfund receivables and payables may be netted on the accompanying governmental funds balance sheet when it is the District's practice to settle these amounts at a net balance based upon the right of legal offset.

Refer to Note VI for a detailed disclosure by individual fund for interfund receivables, payables, expenditures, and revenues activity.

**H. Estimates**

The preparation of financial statements in conformity with accounting principles generally accepted in the United States of America requires management to make estimates and assumptions that affect the reported amount of assets, deferred outflows of resources, liabilities, and deferred inflows of resources and disclosure of contingent assets and liabilities at the date of the financial statements and the reported revenues and expenses/expenditures during the reporting period. Actual results could differ from those estimates. Estimates and assumptions are made in a variety of areas, including computation of encumbrances, compensated absences, potential contingent liabilities and useful lives of long-lived assets.

**I. Cash and Cash Equivalents**

The District's cash and cash equivalents consist of cash on hand, demand deposits, and short-term investments with original maturities of three months or less from the date of acquisition.

New York State Law governs the District's investment policies. Resources must be deposited in FDIC-insured commercial banks or trust companies located within the State. Permissible investments include obligations of the United States Treasury, United States Agencies, repurchase agreements and obligations of New York State or its localities.

Collateral is required for demand and time deposits and certificates of deposit not covered by FDIC insurance. Obligations that may be pledged as collateral are obligations of the United States and its agencies and obligations of the State and its municipalities and Districts.

Investments are stated at fair value.

( I. ) (Continued)

**J.     Receivables**

Receivables are shown net of an allowance for uncollectible accounts, when applicable.

No allowance for uncollectible accounts has been provided since it is believed that such allowance would not be material.

**K.     Inventory and Prepaid Items**

Inventories of food and/or supplies for school lunch are recorded at cost on a first-in, first-out basis or, in the case of surplus food, at stated value which approximates market. Purchases of inventoriable items in other funds are recorded as expenditures at the time of purchase, and are considered immaterial in amount.

Prepaid items represent payments made by the District for which benefits extend beyond year end. These payments to vendors reflect costs applicable to future accounting periods and are recorded as prepaid items in both the District-wide and fund financial statements. These items are reported as assets on the statement of net position or balance sheet using the consumption method. A current asset for the prepaid amounts is recorded at the time of purchase and an expense/expenditure is reported in the year the goods or services are consumed.

**L.     Capital Assets**

In the District-wide financial statements, capital assets are accounted for at historical cost or estimated historical cost if actual is unavailable, except for donated capital assets which are recorded at their acquisition value at the date of donation.

Depreciation of all exhaustible capital assets is recorded as an allocated expense in the Statement of Activities, with accumulated depreciation reflected in the Statement of Net Position. Depreciation is provided over the assets' estimated useful lives using the straight-line method of depreciation. A capitalization threshold of \$5,000 is used to report capital assets. The range of estimated useful lives by type of assets is as follows:

<u>Class</u>	<u>Capitalization Threshold</u>	<u>Depreciation Method</u>	<u>Estimated Useful Life</u>
Buildings	\$ 50,000	SL	15-50 Years
Machinery and Equipment	\$ 5,000	SL	5-25 Years

The investment in infrastructure type assets have not been segregated for reporting purposes since all costs associated with capital projects are consolidated and reported as additions to buildings and improvements.

**( I. ) (Continued)**

**M. Unearned Revenue**

The District reports unearned revenues on its Statement of Net Position and its Balance Sheet. On the Statement of Net Position, unearned revenue arises when resources are received by the District before it has legal claim to them, as when grant monies are received prior to incurrence of qualifying expenditures. In subsequent periods, when the District has legal claim to resources, the liability for unearned revenue is removed and revenue is recognized.

**N. Deferred Outflows and Inflows of Resources**

In addition to assets, the Statement of Net Position will sometimes report a separate section for deferred outflows of resources. This separate financial statement element, *deferred outflows of resources*, represents a consumption of net position that applies to a future period and so will not be recognized as an outflow of resources (expenses/expenditure) until then. The government has four items that qualify for reporting in this category. First is the deferred charge on refunding reported in the government-wide Statement of Net Position. A deferred charge on refunding results from the difference in the carrying value of refunded debt and its reacquisition price. This amount is deferred and amortized over the shorter of the life of the refunded or refunding debt. The second item is related to pensions reported in the district-wide Statement of Net Position. This represents the effect of the net change in the District's proportion of the collective net pension asset or liability and difference during the measurement period between the District's contributions and its proportion share of total contributions to the pension systems not included in pension expense. The third item is the District contributions to the pension systems (TRS and ERS Systems) and OPEB subsequent to the measurement date. The fourth item relates to OPEB reporting in the district-wide Statement of Net Position. This represents the effect of the net change in the actual and expected experience.

In addition to liabilities, the statement of net position will sometimes report a separate section for deferred inflows of resources. This separate financial statement element, *deferred inflows of resources*, represents an acquisition of net position that applies to a future period(s) and so will not be recognized as an inflow of resources (revenue) until that time. The District has four items that qualify for reporting in this category. First arises only under a modified accrual basis of accounting and is reported as unavailable revenue-property taxes. The second item is related to pensions reported in the district-wide Statement of Net Position. This represents the effect of the net change in the District's proportion of the collective net pension liability (ERS System) and difference during the measurement periods between the District's contributions and its proportion share of total contributions to the pension systems not included in pension expense. The third item is revenues from grants received that have met all other eligibility requirements except those related to time restrictions. The fourth item is related to OPEB reported in the district-wide Statement of Net Position. This represents the effect on the net changes of assumptions or other inputs.

**O. Vested Employee Benefits**

**1. Compensated Absences**

Compensated absences consist of unpaid accumulated annual sick leave, vacation, and sabbatical time.

**( I. ) (Continued)**

Sick leave eligibility and accumulation is specified in negotiated labor contracts, and in individual employment contracts. Upon retirement, resignation or death, employees may contractually receive a payment based on unused accumulated sick leave.

The District employees are granted vacation in varying amounts, based primarily on length of service and service position. Some earned benefits may be forfeited if not taken within varying time periods.

Consistent with GASB Statement 16, Accounting for Compensated Absences, the liability has been calculated using the vesting/termination method and an accrual for that liability is included in the District-wide financial statements. The compensated absences liability is calculated based on the pay rates in effect at year end.

In the funds statements only the amount of matured liabilities is accrued within the General Fund based upon expendable and available financial resources. These amounts are expensed on a pay-as-you-go basis.

**P. Other Benefits**

District employees participate in the New York State Employees' Retirement System and the New York State Teachers' Retirement System.

District employees may choose to participate in the District's elective deferred compensation plans established under Internal Revenue Code Sections 403(b) and 457.

In addition to providing pension benefits, the District provides post-employment health coverage to retired employees in accordance with the provision of various employment contracts in effect at the time of retirement. Substantially all of the District's employees may become eligible for these benefits if they reach normal retirement age while working for the District. Health care benefits are provided through plans whose premiums are based on the benefits paid during the year. The cost of providing post-retirement benefits may be shared between the District and the retired employee. The District recognizes the cost of providing health insurance by recording its share of insurance premiums as an expenditure.

**Q. Accrued Liabilities and Long-Term Obligations**

Payables, accrued liabilities, and long-term obligations are reported in the district-wide financial statements. In the governmental funds, payables and accrued liabilities are paid in a timely manner and in full from current financial resources. Claims and judgments, other postemployment benefits payable and compensated absences that will be paid from governmental funds are reported as a liability in the funds financial statements only to the extent that they are due for payment in the current year. Bonds and other long-term obligations that will be paid from governmental funds are recognized as a liability in the fund financial statements when due.

Long-term obligations represent the District's future obligations or future economic outflows. The liabilities are reported as due in one year or due within more than one year in the Statement of Net Position.

( I. ) (Continued)

R. Equity Classifications

1. District-Wide Statements

In the District-wide statements there are three classes of net position:

- a. Net Investment in Capital Assets - consists of net capital assets (cost less accumulated depreciation) reduced by outstanding balances of related debt obligations from the acquisition, constructions or improvements of those assets.
- b. Restricted Net Position - reports net position when constraints placed on the assets or deferred outflows of resources are either externally imposed by creditors (such as through debt covenants), grantors, contributors, or laws or regulations of other governments, or imposed by law through constitutional provisions or enabling legislation.

On the Statement of Net Position the following balances represent the restricted for other purposes:

	<b><u>Total</u></b>
Workers' Compensation	\$ 2,006,205
Unemployment Costs	311,061
TRS Reserve	800,000
Tax Certiorari	2,745,707
Debt	<u>255,896</u>
<b>Total Net Position - Restricted for Other Purposes</b>	<b><u><u>\$ 6,118,869</u></u></b>

- c. Unrestricted Net Position - reports the balance of net position that does not meet the definition of the above two classifications and is deemed to be available for general use by the District.

2. Fund Statements

In the fund basis statements there are five classifications of fund balance:

- a. Nonspendable Fund Balance – Includes amounts that cannot be spent because they are either not in spendable form or legally or contractually required to be maintained intact. Nonspendable fund balance includes \$90,964 of inventory in the School Lunch Fund.
- b. Restricted Fund Balances – Includes amounts with constraints placed on the use of resources either externally imposed by creditors, grantors, contributors, or laws or regulations of other governments; or imposed by law through constitutional provisions or enabling legislation. All encumbrances of funds other than the general fund are classified as restricted fund balance. The District has established the following restricted fund balances:

( I. ) (Continued)

**Capital Reserve** - According to Education Law §3651, must be used to pay the cost of any object or purpose for which bonds may be issued. The creation of a capital reserve fund requires authorization by a majority of the voters establishing the purpose of the reserve; the ultimate amount, its probable term and the source of the funds. Expenditures may be made from the reserve only for a specific purpose further authorized by the voters. The form for required legal notice for the vote on establishing and funding the reserve and the form of the proposition to be placed on the ballot are set forth in §3651 of the Education Law. The Reserve is accounted for in the General Fund under restricted fund balance. Year end balances are as follows:

<b><u>Name of Reserve</u></b>	<b><u>Maximum Funding</u></b>	<b><u>Total Funding Provided</u></b>	<b><u>Total Year to Date Balance</u></b>
2016 Bus Reserve	\$ 12,000,000	\$ 3,714,019	\$ 3,744,520
2016 Capital Reserve	\$ 15,000,000	\$ 13,875,188	\$ 6,271,647

\* Balances include income from interest earned on deposits which is excluded from maximum funding restriction.

**Reserve for Debt Service** - According to General Municipal Law §6-1, the Reserve for Debt Service must be established for the purpose of retiring the outstanding obligations upon the sale of District property or capital improvement that was financed by obligations that remain outstanding at the time of the sale. Also, earnings on project monies invested together with unused proceeds are reported here.

**Teachers' Retirement Reserve** – General Municipal Law §6r was amended to include a Teachers' Retirement Reserve (TRS) sub-fund. The reserve has an annual funding limit of 2% of the prior year TRS salaries and a maximum cumulative total balance of 10% of the previous years TRS salary.

**Retirement Contribution Reserve** - According to General Municipal Law §6-r, must be used financing retirement contributions. The reserve must be accounted for separate and apart from all other funds and a detailed report of the operation and condition of the fund must be provided to the Board.

**Tax Certiorari Reserve** - According to General Municipal Law §3651.1-a, must be used to establish a reserve fund for tax certiorari claims and to expend from the fund without voter approval. The monies held in the reserve shall not exceed the amount which might reasonably be deemed necessary to meet anticipated judgments and claims arising out of tax certiorari proceedings. Any resources deposited to the reserve which are not expended for tax certiorari proceeding in the year such monies are deposited must be returned to the General Fund on or before the first day of the fourth fiscal year after deposit of these monies.

( I. ) (Continued)

**Unemployment Insurance Reserve** - According to General Municipal Law §6-m, must be used to pay the cost of reimbursement to the State Unemployment Insurance Fund for payments made to claimants where the employer has elected to use the benefit reimbursement method. The reserve may be established by Board action and is funded by budgetary appropriations and such other funds as may be legally appropriated. Within sixty days after the end of any fiscal year, excess amounts may either be transferred to another reserve or the excess applied to the appropriations of the next succeeding fiscal year's budget. If the District elects to convert to tax (contribution) basis, excess resources in the fund over the sum sufficient to pay pending claims may be transferred to any other reserve fund.

**Employee Benefit Accrued Liability Reserve** - According to General Municipal Law §6-p, must be used for the payment of accrued employee benefits due to an employee upon termination of the employee's service. This reserve may be established by a majority vote of the Board, and is funded by budgetary appropriations and such other reserves and funds that may be legally appropriated.

**Workers' Compensation Reserve** - According to General Municipal Law §6-j, must be used to pay for compensation benefits and other expenses authorized by Article 2 of the Workers' Compensation Law, and for payment of expenses of administering this self-insurance program. The reserve may be established by Board action, and is funded by budgetary appropriations and such other funds as may be legally appropriated. Within sixty days after the end of any fiscal year, excess amounts may either be transferred to another reserve or the excess applied to the appropriations of the next succeeding fiscal year's budget.

**Encumbrances** - Encumbrance accounting, under which purchase orders, contracts and other commitments of expenditures are recorded for budgetary control purposes in order to reserve applicable appropriations, is employed as a control in preventing over-expenditure of established appropriations. Open encumbrances are reported as restricted fund balance in all funds other than the General Fund and School Lunch Fund, since they do not constitute expenditures or liabilities and will be honored through budget appropriations in the subsequent year.

Restricted fund balances include the following:

	<b><u>Total</u></b>
<b><u>General Fund -</u></b>	
Workers' Compensation	2,006,205
Unemployment Costs	311,061
Employee Retirement Contribution	4,247,015
Teacher Retirement Contribution	800,000
Tax Certiorari	2,745,707
Capital Reserves	10,016,167
Employee Benefit Accrued Liability	3,681,222
<b><u>Capital Fund -</u></b>	
Construction of Capital Assets	28,802,862
<b><u>Debt Service Fund -</u></b>	
Det Service	255,896
<b>Total Restricted Fund Balance</b>	<b><u>\$ 52,866,135</u></b>



( I. ) (Continued)

The District appropriated and/or budgeted funds from the following reserves for the 2019-20 budget:

	<b><u>Total</u></b>
Retirement Contribution	\$ 235,000
Employee Benefit Accrued Liability	400,000
<b>Total</b>	<b><u><u>\$ 635,000</u></u></b>

c. **Committed** - Includes amounts that can only be used for the specific purposes pursuant to constraints imposed by formal action of the school districts highest level of decision making authority, i.e., the Board of Education. The District has no committed fund balances as of June 30, 2019.

d. **Assigned Fund Balance** – Includes amounts that are constrained by the District’s intent to be used for specific purposes, but are neither restricted nor committed. All encumbrances of the General Fund are classified as assigned fund balance. Encumbrances represent purchase commitments made by the District’s purchasing agent through their authorization of a purchase order prior to year end. The District assignment is based on the functional level of expenditures.

Management has determined significant encumbrances for the General Fund to be \$630,000, and the Capital Projects Fund to be \$63,000. The District reports the following significant encumbrances:

<b><u>General Fund -</u></b>	
Central Services	\$ 1,135,201
Instructional Media	1,099,035
<b>Total General Fund Significant Encumbrances</b>	<b><u><u>\$ 2,234,236</u></u></b>
<b><u>Capital Projects Fund -</u></b>	
Pupil Transportation	442,477
Capital Outlay	334,133
<b>Total Capital Projects Fund Significant Encumbrances</b>	<b><u><u>\$ 776,610</u></u></b>

Assigned fund balances include the following:

	<b><u>Total</u></b>
General Fund - Encumbrances	\$ 2,841,669
General Fund - Appropriated for Taxes	2,800,000
School Lunch Fund - Year End Equity	574,692
<b>Total Assigned Fund Balance</b>	<b><u><u>\$ 6,216,361</u></u></b>

( I. ) (Continued)

e. **Unassigned Fund Balance** – Includes all other general fund amounts that do not meet the definition of the above four classifications and are deemed to be available for general use by the school district and could report a surplus or deficit. In funds other than the general fund, the unassigned classification is used to report a deficit fund balance resulting from overspending for specific purposes for which amounts had been restricted or assigned.

NYS Real Property Tax Law 1318 limits the amount of unexpended surplus funds a school district can retain to no more than 4% of the District's budget for the general fund for the ensuing fiscal year. Nonspendable and restricted fund balance of the general fund are excluded from the 4% limitation. Amounts appropriated for the subsequent year and encumbrances are also excluded from the 4% limitation.

3. **Order of Use of Fund Balance**

The District's policy is to apply expenditures against nonspendable fund balance, restricted fund balance, committed fund balance, assigned fund balance, and unassigned fund balance at the end of the fiscal year. For all funds, nonspendable fund balances are determined first and then restricted fund balances for specific purposes are determined. Any remaining fund balance amounts for funds other than the general fund are classified as restricted fund balance. In the general fund, the remaining amounts are reported as unassigned. Assignments of fund balance cannot cause a negative unassigned fund balance.

S. **New Accounting Standards**

The District has adopted all current Statements of the Governmental Accounting Standards Board (GASB) that are applicable. At June 30, 2019, the District implemented the following new standards issued by GASB:

GASB has issued Statement 83, *Certain Asset Retirement Obligations*, which will be effective for reporting periods beginning after June 15, 2018.

GASB has issued Statement 88, *Certain Disclosures Related to Debt, including Direct Borrowing and Direct Placements*, which will be effective for reporting periods beginning after June 15, 2018.

T. **Future Changes in Accounting Standards**

GASB has issued Statement 84, *Fiduciary Activities*, which will be effective for the periods beginning after December 15, 2019.

GASB has issued Statement 87, *Leases*, which will be effective for the periods beginning after December 15, 2019.

GASB has issued Statement 89, *Accounting for Interest Cost Incurred before the End of a Construction Period*, which will be effective for reporting periods beginning after December 15, 2019.

GASB has issued Statement No. 90, *Majority equity Interests – an amendment of GASB statements No. 14 and No. 61*, which will be effective for reporting periods beginning after December 15, 2018.

**( I. ) (Continued)**

GASB has issued statement No. 91, *Conduit Debt Obligations*, which will be effective for reporting periods beginning after December 15, 2020.

The District will evaluate the impact each of these pronouncements may have on its financial statements and will implement them as applicable and when material.

**II. Stewardship, Compliance and Accountability**

By its nature as a local government unit, the District is subject to various federal, state and local laws and contractual regulations. An analysis of the District's compliance with significant laws and regulations and demonstration of its stewardship over District resources follows.

**A. Budgets**

The District administration prepares a proposed budget for approval by the Board of Education for the General Fund.

The voters of the District approved the proposed appropriation budget.

Appropriations established by adoption of the budget constitute a limitation on expenditures (and encumbrances) which may be incurred. Appropriations lapse at the end of the fiscal year unless expended or encumbered. Encumbrances will lapse if not expended in the subsequent year. Appropriations authorized for the current year are increased by the planned use of specific reserves, and budget amendments approved by the Board of Education as a result of selected new revenue sources not included in the original budget (when permitted by law). These supplemental appropriations may occur subject to legal restriction, if the Board approves them because of a need which exists which was not determined at the time the budget was adopted. During the 2018-19 fiscal year, the budget was amended \$3,293,822 for carry over encumbrances, \$8,251,423 for voter approved transfer from capital reserve for the capital project, and \$2,400,000 for voter approved bus purchases.

Budgets are adopted annually on a basis consistent with GAAP. Appropriations authorized for the year are increased by the amount of encumbrances carried forward from the prior year.

Budgets are established and used for individual capital projects fund expenditures as approved by a special referendum of the District's voters. The maximum project amount authorized is based primarily upon the cost of the project, plus any requirements for external borrowings, not annual appropriations. These budgets do not lapse and are carried over to subsequent fiscal years until the completion of the projects.

**B. Encumbrances**

Encumbrance accounting is used for budget control and monitoring purposes and is reported as a part of the governmental funds. Under this method, purchase orders, contracts, and other commitments for the expenditure of monies are recorded to reserve applicable appropriations. Outstanding encumbrances as of year end are presented as reservations of fund balance and do not represent expenditures or liabilities. These commitments will be honored in the subsequent period. Related expenditures are recognized at that time, as the liability is incurred or the commitment is paid.

### III. Cash and Cash Equivalents

**Credit risk:** In compliance with the State Law, District investments are limited to obligations of the United States of America, obligations guaranteed by agencies of the United States of America where the payment of principal and interest are guaranteed by the United States of America, obligations of the State, time deposit accounts and certificates of deposit issued by a bank or trust company located in, and authorized to do business in, the State, and obligations issued by other municipalities and authorities within the State.

**Concentration of Credit risk:** To promote competition in rates and service cost, and to limit the risk of institutional failure, District deposits and investments are placed with multiple institutions. The District's investment policy limits the amounts that may be deposited with any one financial institution.

**Interest rate risk:** The District has an investment policy that limits investment maturities as a means of managing its exposure to fair value losses arising from rising interest rates.

The District's aggregate bank balances (disclosed in the financial statements), included balances not covered by depository insurance at year end, collateralized as follows:

Uncollateralized	\$	-
Collateralized with Securities held by the Pledging Financial Institution		77,864,014
<b>Total</b>		<u><u>\$ 77,864,014</u></u>

Restricted cash represents cash where use is limited by legal requirements. These assets represent amounts required by statute to be reserved for various purposes. Restricted cash as of year end includes \$52,866,135 within the governmental funds and \$239,397 in the fiduciary funds.

### IV. Investments

The District has few investments (primarily donated scholarship funds), and chooses to disclose its investments by specifically identifying each. The District's investment policy for these investments is also governed by New York State statutes. Investments are stated at fair value, and are categorized as either:

- A. Insured or registered, or investments held by the District or by the District's agent in the District's name, or
- B. Uninsured and unregistered, with the investments held by the financial institution trust department in the District's name, or
- C. Uninsured and unregistered, with investments held by the financial institution or its trust department, but not in the District's name.

<u>Investments</u>	<u>Fund</u>	<u>Carrying Amount</u>	<u>Unrealized Investment Gain/(Loss)</u>	<u>Type of Investment</u>	<u>Category</u>
482 Shares of Eastman Chemical	Trust & Agency	\$ 37,514	\$ -	Equities	A

The District does not purchase stocks. These shares were donated to the District several years ago to support student scholarships.

V. **Receivables**

Receivables at June 30, 2019 for individual major funds and nonmajor funds, including the applicable allowances for uncollectible accounts, are as follows:

<b><u>Description</u></b>	<b>Governmental Activities</b>			<b><u>Total</u></b>
	<b><u>General Fund</u></b>	<b><u>Special Aid Fund</u></b>	<b><u>School Lunch Fund</u></b>	
Accounts Receivable	\$ 47,676	\$ -	\$ 176	\$ 47,852
Due From State and Federal	1,665,267	838,672	125,252	2,629,191
Due From Other Governments	2,859,352	-	-	2,859,352
Allowance for Uncollectible Uncollectible Accounts	(22,605)	-	-	(22,605)
<b>Total Receivables</b>	<b>\$ 4,549,690</b>	<b>\$ 838,672</b>	<b>\$ 125,428</b>	<b>\$ 5,513,790</b>

District management has deemed the amounts recorded to be fully collectible.

VI. **Interfund Receivables, Payables, Revenues and Expenditures**

Interfund Receivables, Payables, Revenues and Expenditures at June 30, 2019 were as follows:

	<b>Interfund</b>			
	<b><u>Receivables</u></b>	<b><u>Payables</u></b>	<b><u>Revenues</u></b>	<b><u>Expenditures</u></b>
General Fund	606,306	3,728	-	17,521,880
Special Aid Fund	-	590,117	825,000	-
School Lunch Fund	3,728	-	283,923	-
Debt Service Fund	-	-	1,723,163	-
Capital Projects Fund	-	16,189	14,689,794	-
<b>Total</b>	<b>\$ 610,034</b>	<b>\$ 610,034</b>	<b>\$ 17,521,880</b>	<b>\$ 17,521,880</b>

Interfund receivables and payables between governmental activities are eliminated on the Statement of Net Position. The District typically loans resources between funds for the purpose of mitigating the effects of transient cash flow issues. All interfund payables are not necessarily expected to be repaid within one year.

Transfers are used to finance certain special aid programs, support capital project expenditures, school lunch programs and debt service expenditures.

**VII. Capital Assets**

Capital asset balances and activity were as follows:

<u>Type</u>	<u>Balance 7/1/2018</u>	<u>Additions</u>	<u>Deletions</u>	<u>Balance 6/30/2019</u>
<b><u>Governmental Activities:</u></b>				
<b><u>Capital Assets that are not Depreciated -</u></b>				
Land	\$ 1,686,918	\$ 1,350,300	\$ -	\$ 3,037,218
Work in progress	498,608	6,028,762	1,377,167	5,150,203
<b>Total Nondepreciable</b>	<b>\$ 2,185,526</b>	<b>\$ 7,379,062</b>	<b>\$ 1,377,167</b>	<b>\$ 8,187,421</b>
<b><u>Capital Assets that are Depreciated -</u></b>				
Buildings and Improvements	\$ 161,804,838	\$ -	\$ -	\$ 161,804,838
Machinery and equipment	17,547,767	3,102,319	1,785,711	18,864,375
<b>Total Depreciated Assets</b>	<b>\$ 179,352,605</b>	<b>\$ 3,102,319</b>	<b>\$ 1,785,711</b>	<b>\$ 180,669,213</b>
<b><u>Less Accumulated Depreciation -</u></b>				
Buildings and Improvements	\$ 74,049,500	\$ 4,246,777	\$ -	\$ 78,296,277
Machinery and equipment	6,662,084	1,907,965	1,707,119	6,862,930
<b>Total Accumulated Depreciation</b>	<b>\$ 80,711,584</b>	<b>\$ 6,154,742</b>	<b>\$ 1,707,119</b>	<b>\$ 85,159,207</b>
<b>Total Capital Assets Depreciated, Net of Accumulated Depreciation</b>	<b>\$ 98,641,021</b>	<b>\$ (3,052,423)</b>	<b>\$ 78,592</b>	<b>\$ 95,510,006</b>
<b>Total Capital Assets</b>	<b>\$ 100,826,547</b>	<b>\$ 4,326,639</b>	<b>\$ 1,455,759</b>	<b>\$ 103,697,427</b>

Depreciation expense for the period was charged to functions/programs as follows:

<b><u>Governmental Activities:</u></b>	
General Government Support	\$ 942,476
Instruction	3,168,659
Pupil Transportation	1,827,898
School Lunch	215,709
<b>Total Depreciation Expense</b>	<b>\$ 6,154,742</b>

**VIII. Long-Term Debt Obligations**

Long-term liability balances and activity for the year are summarized below:

	<u>Balance 7/1/2018</u>	<u>Additions</u>	<u>Deletions</u>	<u>Balance 6/30/2019</u>	<u>Due Within One Year</u>
<b><u>Governmental Activities:</u></b>					
<b><u>Bonds and Notes Payable -</u></b>					
Serial Bonds	\$ 12,480,000	\$ -	\$ 1,390,000	\$ 11,090,000	\$ 1,435,000
<b><u>Other Liabilities -</u></b>					
Net Pension Liability	\$ 1,411,029	\$ 1,705,838	\$ -	\$ 3,116,867	\$ -
OPEB	42,097,106	2,802,401	-	44,899,507	-
Compensated Absences	3,943,695	65,752	-	4,009,447	288,163
<b>Total Other Liabilities</b>	<b>\$ 47,451,830</b>	<b>\$ 4,573,991</b>	<b>\$ -</b>	<b>\$ 52,025,821</b>	<b>\$ 288,163</b>
<b>Total Long-Term Obligations</b>	<b>\$ 59,931,830</b>	<b>\$ 4,573,991</b>	<b>\$ 1,390,000</b>	<b>\$ 63,115,821</b>	<b>\$ 1,723,163</b>

The General Fund has typically been used to liquidate long-term liabilities such as compensated absences.

( VIII. ) (Continued)

Existing serial and statutory bond obligations:

<u>Description</u>	<u>Original Amount</u>	<u>Issue Date</u>	<u>Final Maturity</u>	<u>Interest Rate</u>	<u>Amount Outstanding 6/30/2019</u>
Refunding	\$ 4,540,000	2014	2024	2.0%-3.0%	\$ 2,125,000
Refunding	\$ 9,125,000	2017	2028	1.0%-4.0%	8,965,000
<b>Total Serial Bonds</b>					<b><u><u>\$ 11,090,000</u></u></b>

The following is a summary of debt service requirements:

<u>Year</u>	<u>Serial Bonds</u>	
	<u>Principal</u>	<u>Interest</u>
2020	\$ 1,435,000	\$ 263,394
2021	1,475,000	216,594
2022	1,405,000	185,756
2023	1,440,000	155,406
2024	1,140,000	123,119
2025-28	4,195,000	258,424
<b>Total</b>	<b><u><u>\$ 11,090,000</u></u></b>	<b><u><u>\$ 1,202,693</u></u></b>

In prior years, the District defeased certain general obligations and other bonds by placing the proceeds of new bonds in an irrevocable trust to provide for all future debt service payments on the old bonds. Accordingly, the trust account assets and the liability for the defeased bonds are not included in the District's financial statements. \$12,650,000 of bonds outstanding are considered defeased.

Interest on long-term debt for June 30, 2019 was composed of:

Interest Paid	\$ 308,163
Less: Interest Accrued in the Prior Year	(12,841)
Plus: Interest Accrued in the Current Year	10,975
<b>Total Long-Term Interest Expense</b>	<b><u><u>\$ 306,297</u></u></b>

**IX. Deferred Inflows/Outflows of Resources**

The following is a summary of the deferred inflows/outflows of resources:

	<u>Deferred Outflows</u>	<u>Deferred Inflows</u>
Pension	\$ 27,857,099	\$ 7,016,928
OPEB	2,820,587	1,059,459
<b>Total</b>	<b><u><u>\$ 30,677,686</u></u></b>	<b><u><u>\$ 8,076,387</u></u></b>

## **X. Pension Plans**

### **A. General Information**

The District participates in the New York State Teacher's Retirement System (TRS) and the New York State and Local Employee's Retirement System (ERS). These are cost-sharing multiple employer public employee retirement systems. The Systems offer a wide range of plans and benefits, which are related to years of service and final average salary, vesting of retirement benefits, death, and disability.

### **B. Provisions and Administration**

A 10 member Board of Trustees of the New York State Teachers' Retirement Board administers TRS. TRS provides benefits to plan members and beneficiaries as authorized by the Education Law and the New York State Retirement and Social Security Law (NYSRSSL). Membership is mandatory and automatic for all full-time teachers, teaching assistants, guidance counselors and administrators employed in New York Public Schools and BOCES who elected to participate in TRS. Once a public employer elects to participate in the system, the election is irrevocable. The New York State Constitution provides that pension membership is a contractual relationship and plan benefits cannot be diminished or impaired. Benefits can be changed for future members only by enactment of a State statute. TRS issues a publicly available financial report that contains financial statements and required supplementary information. The report may be obtained by writing to NYRS, 10 Corporate Woods Drive, Albany, New York 12211-2395 or by referring to the TRS Comprehensive Annual Financial report, which can be found on the System's website at [www.nystrs.org](http://www.nystrs.org).

ERS provides retirement benefits as well as death and disability benefits. The net position of the System is held in the New York State Common Retirement Fund (the Fund), which was established to hold all net assets and record changes in plan net position allocated to the System. The Comptroller of the State of New York serves as the trustee of the Fund and is the administrative head of the System. NYSRSSL govern obligations of employers and employees to contribute, and benefits to employees. Once a public employer elects to participate in the System, the election is irrevocable. The New York State Constitution provides that pension membership is a contractual relationship and plan benefits cannot be diminished or impaired. Benefits can be changed for future members only by enactment of a State statute. The District also participates in the Public Employees' Group Life Insurance Plan (GLIP), which provides death benefits in the form of life insurance. The System is included in the State's financial report as a pension trust fund. ERS issues a publicly available financial report that includes financial statements and required supplementary information. That report may be obtained by writing to NYSERS, Office of the State Comptroller, 110 State Street, Albany, New York 12244 or by referring to the ERS Comprehensive Annual Report, which can be found at [www.osc.state.ny.us/retire/publications/index.php](http://www.osc.state.ny.us/retire/publications/index.php).

### **C. Funding Policies**

The Systems are noncontributory except for employees who joined after July 27, 1976, who contribute 3 percent of their salary for the first ten years of membership, and employees who joined on or after January 1, 2010 who generally contribute 3.0 to 3.5 percent of their salary for their entire length of service. In addition, employee contribution rates under ERS tier VI vary based on a sliding salary scale. For TRS, contribution rates are established annually by the New York State Teachers' Retirement Board pursuant to Article 11 of the Education Law. For ERS, the Comptroller annually certifies the actuarially determined rates expressly used in computing the employers' contributions for the ERS' fiscal year ended March 31. The District paid 100% of the required contributions as billed by the TRS and ERS for the current year.



( X. ) (Continued)

The District's share of the required contributions, based on covered payroll paid for the District's year ended June 30, 2019:

<u>Contributions</u>	<u>ERS</u>	<u>TRS</u>
2019	\$ 2,134,646	\$ 4,621,131

**D. Pension Liabilities, Pension Expense, and Deferred Outflows of Resources and Deferred Inflows of Resources related to Pensions**

At June 30, 2019, the District reported the following asset/(liability) for its proportionate share of the net pension asset/(liability) for each of the Systems. The net pension asset/(liability) was measured as of March 31, 2019 for ERS and June 30, 2018 for TRS. The total pension asset/(liability) used to calculate the net pension asset/(liability) was determined by an actuarial valuation. The District's proportion of the net pension asset/(liability) was based on a projection of the District's long-term share of contributions to the Systems relative to the projected contributions of all participating members, actuarially determined. This information was provided by the TRS and ERS Systems in reports provided to the District.

	<u>ERS</u>	<u>TRS</u>
Measurement date	March 31, 2019	June 30, 2018
Net pension assets/(liability)	\$ (3,116,867)	\$ 4,725,195
District's portion of the Plan's total net pension asset/(liability)	0.04399%	0.26131%

For the year ended June 30, 2019, the District recognized pension expenses of \$2,369,944 for ERS and \$3,705,566 for TRS. At June 30, 2019 the District's reported deferred outflows of resources and deferred inflows of resources related to pensions from the following sources:

	<u>Deferred Outflows of Resources</u>		<u>Deferred Inflows of Resources</u>	
	<u>ERS</u>	<u>TRS</u>	<u>ERS</u>	<u>TRS</u>
Differences between expensed and actual experience	\$ 613,776	\$ 3,531,100	\$ 209,229	\$ 639,620
Changes of assumptions	783,453	16,517,656	-	-
Net difference between projected and actual earnings on pension plan investments	-	-	799,960	5,245,326
Changes in proportion and differences between the District's contributions and proportionate share of contributions	763,182	344,540	25,492	97,301
Subtotal	\$ 2,160,411	\$ 20,393,296	\$ 1,034,681	\$ 5,982,247
District's contributions subsequent to the measurement date	682,261	4,621,131	-	-
<b>Grand Total</b>	<b>\$ 2,842,672</b>	<b>\$ 25,014,427</b>	<b>\$ 1,034,681</b>	<b>\$ 5,982,247</b>

( X. ) (Continued)

District contributions subsequent to the measurement date which will be recognized as a reduction of the net pension liability in the year ended June 30, 2019. Other amounts reported as deferred outflows of resources and deferred inflows of resources related to pensions will be recognized in pension expense as follows:

<u>Year</u>	<u>ERS</u>	<u>TRS</u>
2019	\$ -	\$ 4,774,580
2020	924,546	3,253,978
2021	(404,004)	377,480
2022	99,738	3,242,846
2023	505,450	2,235,379
Thereafter	-	526,786
<b>Total</b>	<b>\$ 1,125,730</b>	<b>\$ 14,411,049</b>

**E. Actuarial Assumptions**

The total pension liability as of the measurement date was determined by using an actuarial valuation as noted in the table below, with update procedures used to roll forward the total pension liability to the measurement date. The actuarial valuations used the following actuarial assumptions:

	<u>ERS</u>	<u>TRS</u>
Measurement date	March 31, 2019	June 30, 2018
Actuarial valuation date	April 1, 2018	June 30, 2017
Interest rate	7.00%	7.25%
Salary scale	4.20%	4.72%-1.90%
Decrement tables	April 1, 2010- March 31, 2015 System's Experience	July 1, 2009- June 30, 2014 System's Experience
Inflation rate	2.50%	2.25%
COLA's	1.30%	1.50%

For ERS, annuitant mortality rates are based on April 1, 2010 – March 31, 2015 System experience with adjustments for mortality improvements based on the Society of Actuaries' Scale MP-2014. For TRS, annuitant mortality rates are based on plan member experience adjustments for mortality improvements based on Society of Actuaries Scale AA.

The long term rate of return on pension plan investments was determined using a building block method in which best estimate ranges of expected future real rates of return (expected returns net of investment expense and inflation) are developed for each major asset class. These ranges are combined to produce the long term expected rate of return by weighting the expected future real rates of return by each the target asset allocation percentage and by adding expected inflation. Best estimates of the arithmetic real rates of return for each major asset class included in the target asset allocation are summarized as follows:

( X. ) (Continued)

<b>Long Term Expected Rate of Return</b>		
	<b><u>ERS</u></b>	<b><u>TRS</u></b>
Measurement date	March 31, 2019	June 30, 2018
<b><u>Asset Type -</u></b>		
Domestic equity	4.55%	5.80%
International equity	6.35%	7.30%
Global equity	0.00%	6.70%
Private equity	7.50%	8.90%
Real estate	5.55%	4.90%
Absolute return strategies *	3.75%	0.00%
Opportunistic portfolios	5.68%	0.00%
Real assets	5.29%	0.00%
Bonds and mortgages	1.31%	0.00%
Cash	-0.25%	0.00%
Inflation-indexed bonds	1.25%	0.00%
Private debt	0.00%	6.80%
Real estate debt	0.00%	2.80%
High-yield fixed income securities	0.00%	3.50%
Domestic fixed income securities	0.00%	1.30%
Global fixed income securities	0.00%	0.90%
Short-term	0.00%	0.30%

The real rate of return is net of the long-term inflation assumption of 2.5% for ERS and 2.3% for TRS.

\* Excludes equity-oriented long-only funds. For investment management purposes, these funds are included in domestic equity and internal equity.

**F. Discount Rate**

The discount rate used to calculate the total pension liability was 7% for ERS and 7.25% for TRS. The projection of cash flows used to determine the discount rate assumes that contributions from plan members will be made at the current contribution rates and that contributions from employers will be made at statutorily required rates, actuarially. Based upon the assumptions, the Systems' fiduciary net position was projected to be available to make all projected future benefit payments of current plan members. Therefore, the long term expected rate of return on pension plan investments was applied to all periods of projected benefit payments to determine the total pension liability.

**G. Sensitivity of the Proportionate Share of the Net Pension Liability to the Discount Rate Assumption**

The following presents the District's proportionate share of the net pension liability calculated using the discount rate of 7% for ERS and 7.25% for TRS, as well as what the District's proportionate share of the net pension asset/(liability) would be if it were calculated using a discount rate that is 1-percentagepoint lower (6% for ERS and 6.25% for TRS ) or 1-percentagepoint higher (8% for ERS and 8.25% for TRS) than the current rate :

( X. ) (Continued)

<u>ERS</u>	<b>1% Decrease (6%)</b>	<b>Current Assumption (7%)</b>	<b>1% Increase (8%)</b>
Employer's proportionate share of the net pension asset (liability)	\$(13,627,440)	\$ (3,116,867)	\$ 5,712,760

<u>TRS</u>	<b>1% Decrease (6.25%)</b>	<b>Current Assumption (7.25%)</b>	<b>1% Increase (8.25%)</b>
Employer's proportionate share of the net pension asset (liability)	\$(32,462,860)	\$ 4,725,195	\$ 35,878,450

**H. Pension Plan Fiduciary Net Position**

The components of the current year net pension asset/(liability) of the employers as of the respective valuation dates, were as follows:

	<b>(In Thousands)</b>	
	<u>ERS</u>	<u>TRS</u>
Measurement date	March 31, 2019	June 30, 2018
Employers' total pension liability	\$ 189,803,429	\$ 118,107,253
Plan net position	182,718,124	119,915,517
Employers' net pension asset/(liability)	<u>\$ (7,085,305)</u>	<u>\$ 1,808,264</u>
Ratio of plan net position to the employers' total pension asset/(liability)	96.27%	101.53%

**I. Payables to the Pension Plan**

For ERS, employer contributions are paid annually based on the System's fiscal year which ends on March 31<sup>st</sup>. Accrued retirement contributions as of June 30, 2019 represent the projected employer contribution for the period of April 1, 2019 through June 30, 2019 based on paid ERS wages multiplied by the employer's contribution rate, by tier. Accrued retirement contributions as of June 30, 2019 amounted to \$682,261.

For TRS, employer and employee contributions for the fiscal year ended June 30, 2019 are paid to the System in September, October and November 2019 through a state aid intercept. Accrued retirement contributions as of June 30, 2019 represent employee and employer contributions for the fiscal year ended June 30, 2019 based on paid TRS wages multiplied by the employer's contribution rate, by tier and employee contributions for the fiscal year as reported to the TRS System. Accrued retirement contributions as of June 30, 2019 amounted to \$4,864,573.

**XI. Postemployment Benefits**

**A. General Information About the OPEB Plan**

*Plan Description* – The District’s defined benefit OPEB plan, provides OPEB for all permanent full-time general and public safety employees of the District. The plan is a single-employer defined benefit OPEB plan administered by the District. Article 11 of the State Compiled Statutes grants the authority to establish and amend the benefit terms and financing requirements to the District Board. No assets are accumulated in a trust that meets the criteria in paragraph 4 of Statement 75.

*Benefits Provided* – The District provides healthcare and life insurance benefits for retirees and their dependents. The benefit terms are dependent on which contract each employee falls under. The specifics of each contract are on file at the District offices and are available upon request.

*Employees Covered by Benefit Terms* – At March 31, 2019, the following employees were covered by the benefit terms:

Inactive employees or beneficiaries currently receiving benefit payments	399
Active Employees	<u>1,111</u>
<b>Total</b>	<b><u><u>1510</u></u></b>

**B. Total OPEB Liability**

The District’s total OPEB liability of \$44,899,507 was measured as of March 31, 2019, and was determined by an actuarial valuation as of that date.

*Actuarial Assumptions and Other Inputs* – The total OPEB liability in the June 30, 2019 actuarial valuation was determined using the following actuarial assumptions and other inputs, applied to all periods included in the measurement, unless otherwise specified:

Inflation	3.44 percent
Salary Increases	3.36 percent, average, including inflation
Discount Rate	3.44 percent
Healthcare Cost Trend Rates	5.2 percent for 2019, decreasing to an ultimate rate of 4.32 percent for 2075 and later years
Retirees' Share of Benefit-Related Costs	District will make an annual contribution toward insurance costs depending on employee's contract.

The discount rate was based on a high quality tax-exempt general obligation municipal bond yield or index rate.

2015 New York State Teachers Retirement System mortality rates for active members for all active employees.

( X. ) (Continued)

2015 New York State Teachers Retirement System mortality bas rates for service and deferred annuitants and beneficiaries, fully generational using Mortality Improvement Scale MP-2016 for retirees and surviving spouses.

**C. Changes in the Total OPEB Liability**

Balance at June 30, 2018	<u>\$ 42,097,106</u>
<u>Changes for the Year -</u>	
Service cost	\$ 1,606,128
Interest	1,511,125
Differences between expected and actual experience	1,377,914
Changes in assumptions or other inputs	151,058
Benefit payments	<u>(1,843,824)</u>
Net Changes	<u>\$ 2,802,401</u>
<b>Balance at June 30, 2019</b>	<b><u><u>\$ 44,899,507</u></u></b>

Changes of assumptions and other inputs reflect the following:

- The single discount rate from 3.61% to 3.44%.
- Mortality rate improvement scale changed to Pub-2010 Public Retirement Plans Mortality Tables, Head Count-Weighted, without separate contingent survivor mortality, fully generation using Scale MP-2018.
- Updated healthcare cost trends rates to rates effective June 30, 2019

*Sensitivity of the Total OPEB Liability to Changes in the Discount Rate* – The following presents the total OPEB liability of the District, as well as what the District’s total OPEB liability would be if it were calculated using a discount rate that is 1-percentage-point lower (2.44 percent) or 1-percentage-point higher (4.44 percent) than the current discount rate:

	<b>1% Decrease</b>	<b>Discount Rate</b>	<b>1% Increase</b>
	<b><u>(2.44%)</u></b>	<b><u>(3.44%)</u></b>	<b><u>(4.44%)</u></b>
Total OPEB Liability	\$ 48,648,085	\$ 44,899,507	\$ 41,484,665

*Sensitivity of the Total OPEB Liability to Changes in the Healthcare Cost Trend Rates* – The following presents the total OPEB liability of the District, as well as what the District’s total OPEB liability would be if it were calculated using healthcare cost trend rates that are 1-percentage-point lower (3.32 percent) or 1-percentage-point higher (5.32 percent) than the current healthcare cost trend rate:

( XI. ) (Continued)

	<b>1% Decrease (4.20% Decreasing to 3.32%)</b>	<b>Healthcare Cost Trend Rates (5.20% Decreasing to 4.32%)</b>	<b>1% Increase (6.20% Decreasing to 5.32%)</b>
Total OPEB Liability	\$ 42,901,038	\$ 44,899,507	\$ 47,530,036

**D. OPEB Expense and Deferred Outflows of Resources and Deferred Inflows of Resources Related to OPEB**

For the year ended June 30, 2019, the District recognized OPEB expense of \$2,997,216. At June 30, 2019, the District reported deferred outflows of resources and deferred inflows of resources related to OPEB from the following sources:

	<b><u>Deferred Outflows of Resources</u></b>	<b><u>Deferred Inflows of Resources</u></b>
Differences between expensed and actual experience	\$ 1,796,402	\$ -
Changes of assumptions	563,229	1,059,459
Contributions after measurement date	460,956	-
<b>Total</b>	<b><u>\$ 2,820,587</u></b>	<b><u>\$ 1,059,459</u></b>

Amounts reported as deferred outflows of resources and deferred inflows of resources related to OPEB will be recognized in OPEB expense as follows:

<b><u>Year</u></b>	
2020	\$ 340,916
2021	340,916
2022	340,916
2023	340,916
2024	215,194
Thereafter	(278,686)
<b>Total</b>	<b><u>\$ 1,300,172</u></b>

**XII. Risk Management**

**A. General Information**

The District is exposed to various risks of loss related to injuries to employees, theft, damages, natural disasters, etc. These risks are covered by commercial insurance purchased from independent third parties. Settled claims from these risks have not exceeded commercial insurance coverage for the past two years.

( XII. ) (Continued)

**B. Health Plan**

The District incurs costs related to the Rochester Area School Health Plan (Plan I and Plan II) sponsored by the Board of Cooperative Educational Services, Second Supervisory District of Monroe and Orleans Counties and its component districts.

**1. Plan I**

The Plans objectives are to formulate, develop and administer a program of insurance to obtain lower costs for that coverage, and to develop a comprehensive loss control program. Membership in the Plans may be offered to any component district of the Monroe #1 and Monroe #2 BOCES with the unanimous approval of the Board of Directors. Voluntary withdrawal from the Plans may be effective only once annually on the last day of the Plans year as may be established by the Board of Directors. Notice of Intention to Withdraw must be given in writing to the Chairman of the Board of Directors and the Treasurer not less than thirty days prior to the end of the Plans year. Plan members bear an equal proportionate share of the Plans' assets and claim liabilities. Pursuant to the Municipal Cooperative Agreement the Plans are a risk sharing pool and all monies paid to the Treasurer shall be pooled and administered as a common fund. No refunds shall be made to a participant and no assessments are charged to a participant other than the annual premium equivalent. If surplus funds exist at the end of any fiscal year, the distribution of such funds shall be determined by the Board of Directors. This Plan's members include seventeen districts and two BOCES with the District bearing an equal proportionate share of the Plan's assets and claim liabilities.

This Plan purchases, on an annual basis, stop-loss insurance policies to limit its exposure for claims paid within any one fiscal year.

This Plan establishes a liability for both reported and unreported insured events, which includes estimates of both future payments of losses and related claim adjustment expenses. However, because actual claims costs depend on complex factors, the process used in computing claims liabilities does not necessarily result in a exact amount. Such claims are based on the ultimate cost of claims (including future claim adjustment expenses) that have been reported but not settled, and claims that have been incurred but not reported. Adjustments to claims liabilities are charged or credited to expenses in the periods in which they are made. During the year ended June 30, 2019, the District incurred premiums or contribution expenditures totaling \$62,367.

This Plan is audited on an annual basis and is available at the BOCES administrative offices. The most recent audit available for the year ended December 31, 2018, revealed that the Plan was fully funded.

**2. Plan II**

The District incurs costs related to the Rochester Area School Health Plan II sponsored by the Board of Cooperative Educational services, Second Supervisory District of Monroe and Orleans Counties (Monroe 2-Orleans BOCES). The Plan was established as a Municipal Cooperative under the authorization of Article 5-G of the General Municipal Law in 2004. The plan received a Certificate of Authority to operate as a self-funded plan under Article 47 of the New York State Insurance Law, effective January 1, 2019.



**( XII. ) (Continued)**

Membership in the Plan may be offered to any component school district of the Monroe 1 BOCES and Monroe 2-Orleans BOCES within the geographical boundaries of Monroe County, New York provided that the applicant provides proof of its financial responsibility that is satisfactory to the Board of Directors in its sole discretion, and the applicant is the same type of municipal corporation as the initial Participants. The Plan has full participation from all eligible participants including the two BOCES and seventeen component school districts.

A participant has the right to withdraw from the Plan, but such withdrawal shall be effective only on January 1 of the next Plan Year following the Plan Year in which the Participant provides notice. Any withdrawing Participant shall be responsible for its pro rata share of any Plan Deficit, and shall satisfy any other obligation relating to the Participant's membership in the Plan. The withdrawing Participant shall not be entitled to share in any Plan surplus.

The Plan is a risk sharing pool and all monies paid to the Treasurer shall be pooled and administered as a common fund. The annual premium equivalent for each coverage option under the Plan is established and approved by a majority of the entire Board of Directors. Each participant is required to contribute to the Plan an amount equal to the Premium Equivalent applicable to the coverage options, under which the Participants Enrollees are covered. If surplus funds exist at the end of any fiscal year, the distribution of such funds shall be determined by the Board of Directors.

The Plan establishes a liability for both reported and unreported insured events, which includes estimates of both future payments of losses and related claim adjustment expenses. Such claims estimates are based on the ultimate cost of claims that have been reported but not settled, and claims that have been incurred but not reported.

The Plan is audited on an annual basis and is available at the Monroe 2-Orleans BOCES administrative offices. The most recent audit available for the year ended December 31, 2018 revealed that the Plan was fully funded.

During the year ended June 30, 2019, the District incurred premiums or contribution expenditures totaling \$14,016,112.

**D. Unemployment**

District employees are entitled to coverage under the New York State Unemployment Insurance Law. The District has elected to discharge its liability to the New York State Unemployment Insurance Fund (the Fund) by the benefit reimbursement method, a dollar-for-dollar reimbursement to the fund for benefits paid from the fund to former employees. The District has established a self insurance fund to pay these claims. The claim and judgment expenditures of this program for the 2018-19 fiscal year totaled \$745. The balance of the fund at June 30, 2019 was \$311,061 and is recorded in the General Fund as an Unemployment Insurance Reserve. In addition, as of June 30, 2019, no loss contingencies existed or were considered probable or estimable for incurred but not reported claims payable.

**( XII. ) (Continued)**

**E. Health Fund**

The District has established a Health Care Plan for its employee groups. The District contribution rates are based on the employment contracts for the various employee groups. Unused balances roll to the next year.

For fiscal year 2018-19, the District expended \$1,609,607 for this plan. The unexpended balance in the Health Care Plan account at June 30, 2019 which represents the cumulative running balance of the participants amounted to \$4,374,890 and is reported as other liabilities in the Trust and Agency Fund.

**XIII. Commitments and Contingencies**

**A. Litigation**

1. The District has several pending claims as of the balance sheet date which management believes will not have a material effect on the financial statements or the District's insurance will cover the claims.
2. There are tax certiorari claims requesting reduction of assessments pending. The outcome of the tax certiorari claims are undeterminable at this time.

**B. Grants**

The District has received grants, which are subject to audit by agencies of the State and Federal Governments. Such audits may result in disallowances and a request for a return of funds. Based on prior years' experience, the District's administration believes disallowances, if any, will be immaterial.

**XIV. Lease Commitments and Leased Assets**

The District entered into an agreement to lease property to BOCES for a period of five years, terminating August, 2022. Under the terms of the agreement the District receives annual rent payments of \$553,849.

**XV. Tax Abatement**

The County of Monroe IDA, and the District enter into various property tax abatement programs for the purpose of Economic Development. As a result the District property tax revenue was reduced \$8,190,967. The District received payment in lieu of tax (PILOT) payment totaling \$6,345,443 to help offset the property tax reduction.

**Required Supplementary Information**  
**RUSH-HENRIETTA CENTRAL SCHOOL DISTRICT, NEW YORK**  
**Schedule of Changes in District's Total OPEB Liability and Related Ratio**  
**(Unaudited)**  
**For Year Ended June 30, 2019**

<b>TOTAL OPEB LIABILITY</b>			
	<u><b>2019</b></u>	<u><b>2018</b></u>	<u><b>2017</b></u>
Service cost	\$ 1,606,128	\$ 1,586,758	\$ 1,615,624
Interest	1,511,125	1,499,110	1,313,655
Changes in benefit terms	-	16,247	-
Differences between expected and actual experiences	1,377,914	491,317	419,403
Changes of assumptions or other inputs	151,058	640,161	(1,437,837)
Benefit payments	<u>(1,843,824)</u>	<u>(1,645,280)</u>	<u>(1,622,780)</u>
<b>Net Change in Total OPEB Liability</b>	<b><u>\$ 2,802,401</u></b>	<b><u>\$ 2,588,313</u></b>	<b><u>\$ 288,065</u></b>
<b>Total OPEB Liability - Beginning</b>	<b><u>\$ 42,097,106</u></b>	<b><u>\$ 39,508,793</u></b>	<b><u>\$ 39,220,728</u></b>
<b>Total OPEB Liability - Ending</b>	<b><u><u>\$ 44,899,507</u></u></b>	<b><u><u>\$ 42,097,106</u></u></b>	<b><u><u>\$ 39,508,793</u></u></b>
 Covered Employee Payroll	 \$ 57,940,714	 \$ 56,084,323	 \$ 56,084,323
 Total OPEB Liability as a Percentage of Covered Employee Payroll	 77.49%	 75.06%	 70.45%

10 years of historical information is not available, and will be added each year subsequent to the year of implementation until 10 years of historical data is present.

**Required Supplementary Information**  
**RUSH-HENRIETTA CENTRAL SCHOOL DISTRICT, NEW YORK**  
**Schedule of the District's Proportionate Share of the Net Pension Liability**  
**(Unaudited)**  
**For Year Ended June 30, 2019**

**NYSERS Pension Plan**

	<u>2019</u>	<u>2018</u>	<u>2017</u>	<u>2016</u>	<u>2015</u>
Proportion of the net pension liability (assets)	0.043991%	0.043720%	0.0432556%	0.0448215%	0.043736%
Proportionate share of the net pension liability (assets)	\$ 3,116,867	\$ 1,411,029	\$ 4,064,389	\$ 7,193,982	\$ 1,477,524
Covered-employee payroll	\$ 14,474,673	\$ 14,068,516	\$ 13,526,242	\$ 15,152,694	\$ 14,509,805
Proportionate share of the net pension liability (assets) as a percentage of its covered-employee payroll	21.533%	10.030%	30.048%	47.477%	10.183%
Plan fiduciary net position as a percentage of the total pension liability	96.27%	98.24%	94.70%	90.70%	97.90%

**NYSTRS Pension Plan**

	<u>2019</u>	<u>2018</u>	<u>2017</u>	<u>2016</u>	<u>2015</u>
Proportion of the net pension liability (assets)	0.2613%	0.262155%	0.267750%	0.265716%	0.266100%
Proportionate share of the net pension liability (assets)	\$ (4,725,195)	\$ (1,992,642)	\$ 2,867,715	\$ (27,599,414)	\$ (29,646,655)
Covered-employee payroll	\$ 43,862,163	\$ 42,946,396	\$ 41,864,494	\$ 41,668,352	\$ 40,450,250
Proportionate share of the net pension liability (assets) as a percentage of its covered-employee payroll	-10.773%	-4.640%	6.850%	-66.236%	-73.292%
Plan fiduciary net position as a percentage of the total pension liability	101.53%	100.66%	99.01%	110.46%	111.48%

10 years of historical information is not available, and will be added each year subsequent to the year of implementation until 10 years of historical data is present.

**Required Supplementary Information**  
**RUSH-HENRIETTA CENTRAL SCHOOL DISTRICT, NEW YORK**  
**Schedule of District Contributions**  
**(Unaudited)**  
**For Year Ended June 30, 2019**

**NYSERS Pension Plan**

	<u>2019</u>	<u>2018</u>	<u>2017</u>	<u>2016</u>	<u>2015</u>
Contractually required contributions	\$ 2,134,646	\$ 2,061,398	\$ 2,028,501	\$ 2,260,941	\$ 2,386,160
Contributions in relation to the contractually required contribution	<u>(2,134,646)</u>	<u>(2,061,398)</u>	<u>(2,028,501)</u>	<u>(2,260,941)</u>	<u>(2,386,160)</u>
Contribution deficiency (excess)	<u>\$ -</u>	<u>\$ -</u>	<u>\$ -</u>	<u>\$ -</u>	<u>\$ -</u>
Covered-employee payroll	\$ 14,474,673	\$ 14,068,516	\$ 13,526,242	\$ 15,152,694	\$ 14,509,805
Contributions as a percentage of covered-employee payroll	14.75%	14.65%	15.00%	14.92%	16.45%

**NYSTRS Pension Plan**

	<u>2019</u>	<u>2018</u>	<u>2017</u>	<u>2016</u>	<u>2015</u>
Contractually required contributions	\$ 4,864,573	\$ 4,460,085	\$ 5,478,572	\$ 5,988,778	\$ 6,388,435
Contributions in relation to the contractually required contribution	<u>(4,864,573)</u>	<u>(4,460,085)</u>	<u>(5,478,572)</u>	<u>(5,988,778)</u>	<u>(6,388,435)</u>
Contribution deficiency (excess)	<u>\$ -</u>	<u>\$ -</u>	<u>\$ -</u>	<u>\$ -</u>	<u>\$ -</u>
Covered-employee payroll	\$ 43,862,163	\$ 42,946,396	\$ 41,864,494	\$ 41,668,352	\$ 40,450,250
Contributions as a percentage of covered-employee payroll	11.09%	10.39%	13.09%	14.37%	15.79%

10 years of historical information is not available, and will be added each year subsequent to the year of implementation until 10 years of historical data is present.

**Required Supplementary Information**  
**RUSH-HENRIETTA CENTRAL SCHOOL DISTRICT, NEW YORK**  
**Schedule of Revenues, Expenditures and Changes in Fund Balance -**  
**Budget (Non-GAAP Basis) and Actual - General Fund**  
**(Unaudited)**  
**For Year Ended June 30, 2019**

	<u>Original</u> <u>Budget</u>	<u>Amended</u> <u>Budget</u>	<u>Current</u> <u>Year's</u> <u>Revenues</u>	<u>Over (Under)</u> <u>Revised</u> <u>Budget</u>
<b>REVENUES</b>				
<b>Local Sources -</b>				
Real property taxes	\$ 69,820,142	\$ 69,820,142	\$ 70,009,260	\$ 189,118
Real property tax items	12,042,953	12,042,953	14,042,736	1,999,783
Non-property taxes	4,545,000	4,545,000	5,353,770	808,770
Charges for services	576,000	576,000	507,105	(68,895)
Use of money and property	589,589	589,589	1,131,760	542,171
Sale of property and compensation for loss	31,000	31,000	79,434	48,434
Miscellaneous	444,600	444,600	1,518,118	1,073,518
<b>State Sources -</b>				
Basic formula	25,855,338	25,855,338	26,812,290	956,952
Lottery aid	5,301,775	5,301,775	5,259,841	(41,934)
BOCES	2,980,242	2,980,242	3,380,694	400,452
Textbooks	335,322	335,322	329,521	(5,801)
<b>All Other Aid -</b>				
Computer software	153,545	153,545	151,489	(2,056)
Library loan	33,776	33,776	33,325	(451)
Handicapped students	583,751	583,751	1,203,615	619,864
Other aid	-	-	96,734	96,734
<b>Federal Sources</b>	<u>250,000</u>	<u>250,000</u>	<u>556,738</u>	<u>306,738</u>
<b>TOTAL REVENUES</b>	<u>\$ 123,543,033</u>	<u>\$ 123,543,033</u>	<u>\$ 130,466,430</u>	<u>\$ 6,923,397</u>
Appropriated reserves	<u>\$ 700,000</u>	<u>\$ 8,951,423</u>		
Appropriated fund balance	<u>\$ 2,800,000</u>	<u>\$ 5,200,000</u>		
Prior year encumbrances	<u>\$ 3,293,822</u>	<u>\$ 3,293,822</u>		
<b>TOTAL REVENUES AND</b>				
<b>APPROPRIATED RESERVES/</b>				
<b>FUND BALANCE</b>	<u><u>\$ 130,336,855</u></u>	<u><u>\$ 140,988,278</u></u>		

**Required Supplementary Information**  
**RUSH-HENRIETTA CENTRAL SCHOOL DISTRICT, NEW YORK**  
**Schedule of Revenues, Expenditures and Changes in Fund Balance -**  
**Budget (Non-GAAP Basis) and Actual - General Fund**  
**(Unaudited)**  
**For Year Ended June 30, 2019**

	<u>Original</u> <u>Budget</u>	<u>Amended</u> <u>Budget</u>	<u>Current</u> <u>Year's</u> <u>Expenditures</u>	<u>Encumbrances</u>	<u>Unencumbered</u> <u>Balances</u>
<b>EXPENDITURES</b>					
<b>General Support -</b>					
Board of education	\$ 127,674	\$ 132,960	\$ 103,625	\$ 3,430	\$ 25,905
Central administration	348,852	348,334	289,768	9,058	49,508
Finance	691,079	696,450	676,292	-	20,158
Staff	870,610	903,825	833,982	41,204	28,639
Central services	10,243,333	10,978,811	9,012,359	1,135,201	831,251
Special items	1,697,253	1,760,879	1,731,161	1,000	28,718
<b>Instructional -</b>					
Instruction, administration and improvement	5,807,995	5,794,724	5,602,440	2,322	189,962
Teaching - regular school	32,405,906	32,087,443	31,065,875	528,667	492,901
Programs for children with handicapping conditions	15,324,867	15,717,654	15,586,072	6,316	125,266
Occupational education	2,348,803	2,193,801	2,150,724	-	43,077
Teaching - special schools	249,499	271,513	269,512	200	1,801
Instructional media	5,708,950	5,780,524	4,541,607	1,099,035	139,882
Pupil services	5,869,664	5,876,360	5,691,336	1,748	183,276
<b>Pupil Transportation</b>	7,589,127	7,654,222	7,184,110	13,014	457,098
<b>Community Services</b>	176,671	176,671	154,479	228	21,964
<b>Employee Benefits</b>	32,280,038	31,362,200	28,451,688	246	2,910,266
<b>TOTAL EXPENDITURES</b>	<u>\$ 121,740,321</u>	<u>\$ 121,736,371</u>	<u>\$ 113,345,030</u>	<u>\$ 2,841,669</u>	<u>\$ 5,549,672</u>
<b>Other Uses -</b>					
Transfers - out	\$ 8,596,534	\$ 19,251,907	\$ 17,521,880	\$ -	\$ 1,730,027
<b>TOTAL EXPENDITURES AND OTHER USES</b>	<u>\$ 130,336,855</u>	<u>\$ 140,988,278</u>	<u>\$ 130,866,910</u>	<u>\$ 2,841,669</u>	<u>\$ 7,279,699</u>
<b>NET CHANGE IN FUND BALANCE</b>	<b>\$ -</b>	<b>\$ -</b>	<b>\$ (400,480)</b>		
<b>FUND BALANCE, BEGINNING OF YEAR</b>	<u>\$ 35,132,427</u>	<u>35,132,427</u>	<u>35,132,427</u>		
<b>FUND BALANCE, END OF YEAR</b>	<u><b>\$ 35,132,427</b></u>	<u><b>\$ 35,132,427</b></u>	<u><b>\$ 34,731,947</b></u>		

**Note to Required Supplementary Information:**

A reconciliation is not necessary since encumbrances are presented in a separate column on this schedule.

Supplementary Information  
**RUSH-HENRIETTA CENTRAL SCHOOL DISTRICT, NEW YORK**  
**Schedule of Change From Adopted Budget To Final Budget**  
**And The Real Property Tax Limit**  
**For Year Ended June 30, 2019**

**CHANGE FROM ADOPTED BUDGET TO FINAL BUDGET:**

Adopted budget	\$ 127,043,033
Prior year's encumbrances	3,293,822
<b>Original Budget</b>	<b>\$ 130,336,855</b>
Budget revisions -	
Voter approved bus purchases	2,400,000
Voter approved funding of capital projects	8,251,423
<b>FINAL BUDGET</b>	<b><u><u>\$ 140,988,278</u></u></b>

**SECTION 1318 OF REAL PROPERTY TAX LAW LIMIT CALCULATION:**

2019-20 voter approved expenditure budget	\$ 132,072,542
<u>Unrestricted fund balance:</u>	
Assigned fund balance	\$ 5,641,669
Unassigned fund balance	5,282,901
Total Unrestricted fund balance	<u>\$ 10,924,570</u>
<u>Less adjustments:</u>	
Appropriated fund balance	\$ 2,800,000
Encumbrances included in assigned fund balance	2,841,669
Total adjustments	<u>\$ 5,641,669</u>
General fund fund balance subject to Section 1318 of Real Property Tax Law	<u>5,282,901</u>
<b>ACTUAL PERCENTAGE</b>	<b><u><u>4.00%</u></u></b>



Supplementary Information  
**RUSH-HENRIETTA CENTRAL SCHOOL DISTRICT, NEW YORK**  
**CAPITAL PROJECTS FUND**  
**Schedule of Project Expenditures**  
**For Year Ended June 30, 2019**

<b>Project Title</b>	<b>Expenditures</b>					<b>Methods of Financing</b>			<b>Fund Balance</b>	
	<b>Original Appropriation</b>	<b>Revised Appropriation</b>	<b>Prior Years</b>	<b>Current Year</b>	<b>Total</b>	<b>Unexpended Balance</b>	<b>Local Sources</b>	<b>Transfers</b>		<b>Total</b>
Bus Purchases (2017-18)	\$ 2,200,000	\$ 1,939,210	\$ 1,797,200	\$ 142,010	\$ 1,939,210	\$ -	\$ 2,200,000	\$ (260,790)	\$ 1,939,210	\$ -
Bus Purchases (2018-19)	2,200,000	2,460,790	-	1,740,068	1,740,068	720,722	2,200,000	260,790	2,460,790	720,722
Bus Purchases (2019-20)	2,400,000	2,400,000	-	-	-	2,400,000	2,400,000	-	2,400,000	2,400,000
Undesignated Bus Purchase	1,344,937	1,682,011	-	584,370	584,370	1,097,641	1,994,937	1,518,018	3,512,955	2,928,585
Buildings Project 2015	5,435,000	6,928,962	6,368,835	560,127	6,928,962	-	5,435,000	1,493,962	6,928,962	-
Buildings Project 2016	3,755,000	4,294,148	919,754	3,374,394	4,294,148	-	3,755,000	539,148	4,294,148	-
Buildings Project 2017	2,810,000	975,000	1,080,472	-	1,080,472	(105,472)	2,810,000	(1,729,528)	1,080,472	-
Buildings Project 2018	7,000,000	1,343,310	21,047	691,772	712,819	630,491	7,000,000	(5,656,690)	1,343,310	630,491
Buildings Project 2019	-	5,197,668	12,668	41,771	54,439	5,143,229	-	5,197,668	5,197,668	5,143,229
Buildings Project 2020	6,600,000	6,600,000	-	-	-	6,600,000	6,600,000	-	6,600,000	6,600,000
Buildings Project 2021	5,900,000	5,900,000	-	-	-	5,900,000	5,900,000	-	5,900,000	5,900,000
BOCES Capital Project	2,723,261	2,723,261	-	-	-	2,723,261	-	2,723,261	2,723,261	2,723,261
Undesignated Capital Project	9,752,244	1,466,711	-	-	-	1,466,711	9,752,244	(8,285,533)	1,466,711	1,466,711
Building Condition Survey	120,000	670,000	380,137	-	380,137	289,863	670,000	-	670,000	289,863
Good Shepherd Purchase	1,397,200	1,360,698	-	1,360,698	1,360,698	-	1,350,300	10,398	1,360,698	-
<b>TOTAL</b>	<b>\$ 53,637,642</b>	<b>\$ 45,941,769</b>	<b>\$ 10,580,113</b>	<b>\$ 8,495,210</b>	<b>\$ 19,075,323</b>	<b>\$ 26,866,446</b>	<b>\$ 52,067,481</b>	<b>\$ (4,189,296)</b>	<b>\$ 47,878,185</b>	<b>\$ 28,802,862</b>

**Supplementary Information**  
**RUSH-HENRIETTA CENTRAL SCHOOL DISTRICT, NEW YORK**  
**Combining Balance Sheet - Nonmajor Governmental Funds**  
**June 30, 2019**

	<u>Special</u>		<u>Total</u>
	<u>Revenue Fund</u>		<u>Nonmajor</u>
	<u>School</u>	<u>Debt</u>	<u>Governmental</u>
	<u>Lunch</u>	<u>Service</u>	<u>Funds</u>
	<u>Fund</u>	<u>Fund</u>	
<b>ASSETS</b>			
Cash and cash equivalents	\$ 535,370	\$ 255,896	\$ 791,266
Receivables	125,428	-	125,428
Inventories	90,964	-	90,964
Due from other funds	3,728	-	3,728
<b>TOTAL ASSETS</b>	<b><u>\$ 755,490</u></b>	<b><u>\$ 255,896</u></b>	<b><u>\$ 1,011,386</u></b>
 <b>LIABILITIES AND FUND BALANCES</b>			
<b><u>Liabilities -</u></b>			
Accounts payable	\$ 5,775	\$ -	\$ 5,775
Accrued liabilities	29,906	-	29,906
Unearned revenue	54,153	-	54,153
<b>TOTAL LIABILITIES</b>	<b><u>\$ 89,834</u></b>	<b><u>\$ -</u></b>	<b><u>\$ 89,834</u></b>
 <b><u>Fund Balances -</u></b>			
Nonspendable	\$ 90,964	\$ -	\$ 90,964
Restricted	-	255,896	255,896
Assigned	574,692	-	574,692
<b>TOTAL FUND BALANCE</b>	<b><u>\$ 665,656</u></b>	<b><u>\$ 255,896</u></b>	<b><u>\$ 921,552</u></b>
<b>TOTAL LIABILITIES AND</b>			
<b>FUND BALANCES</b>	<b><u>\$ 755,490</u></b>	<b><u>\$ 255,896</u></b>	<b><u>\$ 1,011,386</u></b>

**Supplementary Information**  
**RUSH-HENRIETTA CENTRAL SCHOOL DISTRICT, NEW YORK**  
**Combining Statement of Revenues, Expenditures and Changes in Fund Balances**  
**Nonmajor Governmental Funds**  
**For Year Ended June 30, 2019**

	<u>Special Revenue Fund</u>		<u>Total Nonmajor Governmental Funds</u>
	<u>School Lunch Fund</u>	<u>Debt Service Fund</u>	
<b>REVENUES</b>			
Use of money and property	\$ 1,423	\$ 8,596	\$ 10,019
Miscellaneous	2,476	-	2,476
State sources	54,753	-	54,753
Federal sources	1,596,345	-	1,596,345
Sales	1,132,500	-	1,132,500
<b>TOTAL REVENUES</b>	<b><u>\$ 2,787,497</u></b>	<b><u>\$ 8,596</u></b>	<b><u>\$ 2,796,093</u></b>
<b>EXPENDITURES</b>			
Employee benefits	\$ 587,974	\$ -	\$ 587,974
Debt service - principal	-	1,390,000	1,390,000
Debt service - interest	-	308,163	308,163
Cost of sales	1,290,914	-	1,290,914
Other expenses	1,061,597	-	1,061,597
<b>TOTAL EXPENDITURES</b>	<b><u>\$ 2,940,485</u></b>	<b><u>\$ 1,698,163</u></b>	<b><u>\$ 4,638,648</u></b>
<b>EXCESS (DEFICIENCY) OF REVENUES OVER EXPENDITURES</b>	<b><u>\$ (152,988)</u></b>	<b><u>\$ (1,689,567)</u></b>	<b><u>\$ (1,842,555)</u></b>
<b>OTHER FINANCING SOURCES (USES)</b>			
Transfers - in	\$ 283,923	\$ 1,723,163	\$ 2,007,086
<b>TOTAL OTHER FINANCING SOURCES (USES)</b>	<b><u>\$ 283,923</u></b>	<b><u>\$ 1,723,163</u></b>	<b><u>\$ 2,007,086</u></b>
<b>NET CHANGE IN FUND BALANCE</b>	<b><u>\$ 130,935</u></b>	<b><u>\$ 33,596</u></b>	<b><u>\$ 164,531</u></b>
<b>FUND BALANCE, BEGINNING OF YEAR</b>	<b><u>534,721</u></b>	<b><u>222,300</u></b>	<b><u>757,021</u></b>
<b>FUND BALANCE, END OF YEAR</b>	<b><u><u>\$ 665,656</u></u></b>	<b><u><u>\$ 255,896</u></u></b>	<b><u><u>\$ 921,552</u></u></b>

**Supplementary Information**  
**RUSH-HENRIETTA CENTRAL SCHOOL DISTRICT, NEW YORK**  
**Net Investment in Capital Assets**  
**For Year Ended June 30, 2019**

<b>Capital assets, net</b>		\$ 103,697,427
<b>Deduct:</b>		
Short-term portion of bonds payable	\$ 1,435,000	
Long-term portion of bonds payable	<u>9,655,000</u>	
		<u>11,090,000</u>
<b>Net Investment in Capital Assets</b>		<u><b>\$ 92,607,427</b></u>

**Supplementary Information**  
**RUSH-HENRIETTA CENTRAL SCHOOL DISTRICT, NEW YORK**  
**SCHEDULE OF EXPENDITURES OF FEDERAL AWARDS**  
**For Year Ended June 30, 2019**

<u>Grantor / Pass - Through Agency</u> <u>Federal Award Cluster / Program</u>	<u>CFDA</u> <u>Number</u>	<u>Grantor</u> <u>Number</u>	<u>Pass-Through</u> <u>Agency</u> <u>Number</u>	<u>Total</u> <u>Expenditures</u>
<b><u>U.S. Department of Education:</u></b>				
<b><u>Indirect Programs:</u></b>				
<b><u>Passed Through NYS Education Department -</u></b>				
<b><u>Special Education Cluster IDEA -</u></b>				
Special Education - Grants to States (IDEA, Part B)	84.027	N/A	0032-18-0385	\$ 16,528
Special Education - Grants to States (IDEA, Part B)	84.027	N/A	0032-19-0385	916,822
Special Education - Preschool Grants (IDEA Preschool)	84.173	N/A	0033-18-0385	2,974
Special Education - Preschool Grants (IDEA Preschool)	84.173	N/A	0033-19-0385	52,854
<b><i>Total Special Education Cluster IDEA</i></b>				<b>\$ 989,178</b>
Title IIA - Supporting Effective Instruction State Grant	84.367	N/A	0147-18-1400	6,139
Title IIA - Supporting Effective Instruction State Grant	84.367	N/A	0147-19-1400	155,282
Title III - Immigrant	84.365	N/A	0149-18-1400	5,965
Title III - Immigrant	84.365	N/A	0149-19-1400	31,044
Title IIIA - LEP	84.365	N/A	0293-18-1400	20,582
Title IIIA - LEP	84.365	N/A	0293-19-1400	26,371
Title IV - SSAE Allocation	84.424	N/A	0204-19-1400	44,809
Emergency Impact Aid - Displaced Students	84.938	N/A	0080-18-1400	39,125
Title I - Grants to Local Educational Agencies	84.010	N/A	0021-18-1400	135,276
Title I - Grants to Local Educational Agencies	84.010	N/A	0021-19-1400	752,006
<b>Total U.S. Department of Education</b>				<b>\$ 2,205,777</b>
<b><u>U.S. Department of Agriculture:</u></b>				
<b><u>Indirect Programs:</u></b>				
<b><u>Passed Through NYS Education Department -</u></b>				
<b><u>Child Nutrition Cluster -</u></b>				
National School Lunch Program	10.555	N/A	006540	\$ 1,083,082
National School Lunch Program-Non-Cash Assistance (Commodities)	10.555	N/A	006540	182,814
National School Breakfast Program	10.553	N/A	006540	330,449
<b><i>Total Child Nutrition Cluster</i></b>				<b>\$ 1,596,345</b>
<b>Total U.S. Department of Agriculture</b>				<b>\$ 1,596,345</b>
<b>TOTAL EXPENDITURES OF FEDERAL AWARDS</b>				<b>\$ 3,802,122</b>

**Report on Internal Control Over Financial Reporting  
and on Compliance and Other Matters Based on an Audit  
of Financial Statements Performed in Accordance With  
*Government Auditing Standards***

**Independent Auditors' Report**

To the Board of Education  
Rush-Henrietta Central School District, New York

We have audited, in accordance with the auditing standards generally accepted in the United States of America and the standards applicable to financial audits contained in *Government Auditing Standards* issued by the Comptroller General of the United States, the financial statements of the governmental activities, each major fund, and the aggregate remaining fund information of the Rush - Henrietta Central School District, New York, as of and for the year ended June 30, 2019, and the related notes to the financial statements, which collectively comprise the Rush - Henrietta Central School District, New York's basic financial statements, and have issued our report thereon dated September 10, 2019.

***Internal Control Over Financial Reporting***

In planning and performing our audit of the financial statements, we considered the Rush - Henrietta Central School District, New York's internal control over financial reporting to determine the audit procedures that are appropriate in the circumstances for the purpose of expressing our opinions on the financial statements, but not for the purpose of expressing an opinion on the effectiveness of the Rush - Henrietta Central School District, New York's internal control. Accordingly, we do not express an opinion on the effectiveness of the Rush - Henrietta Central School District, New York's internal control.

A *deficiency in internal control* exists when the design or operation of a control does not allow management or employees, in the normal course of performing their assigned functions, to prevent, or detect and correct, misstatements on a timely basis. A *material weakness* is a deficiency, or a combination of deficiencies, in internal control, such that there is a reasonable possibility that a material misstatement of the District's financial statements will not be prevented, or detected and corrected on a timely basis. A *significant deficiency* is a deficiency, or a combination of deficiencies, in internal control that is less severe than a material weakness, yet important enough to merit attention by those charged with governance.

Our consideration of internal control was for the limited purpose described in the first paragraph of this section and was not designed to identify all deficiencies in internal control that might be material weaknesses or significant deficiencies. Given these limitations, during our audit we did not identify any deficiencies in internal control that we consider to be material weaknesses. However, material weaknesses may exist that have not been identified.

### ***Compliance and Other Matters***

As part of obtaining reasonable assurance about whether the Rush - Henrietta Central School District, New York's financial statements are free from material misstatement, we performed tests of its compliance with certain provisions of laws, regulations, contracts, and grant agreements, noncompliance with which could have a direct and material effect on the determination of financial statement amounts. However, providing an opinion on compliance with those provisions was not an objective of our audit, and accordingly, we do not express such an opinion. The results of our tests disclosed no instances of noncompliance or other matters that are required to be reported under *Government Auditing Standards*.

### ***Purpose of this Report***

The purpose of this report is solely to describe the scope of our testing of internal control and compliance and the results of that testing, and not to provide an opinion on the effectiveness of the District's internal control or on compliance. This report is an integral part of an audit performed in accordance with *Government Auditing Standards* in considering the District's internal control and compliance. Accordingly, this communication is not suitable for any other purpose.

Rochester, New York  
September 10, 2019

