

---

# How can I receive messages in another language?

*For all Remind users.*

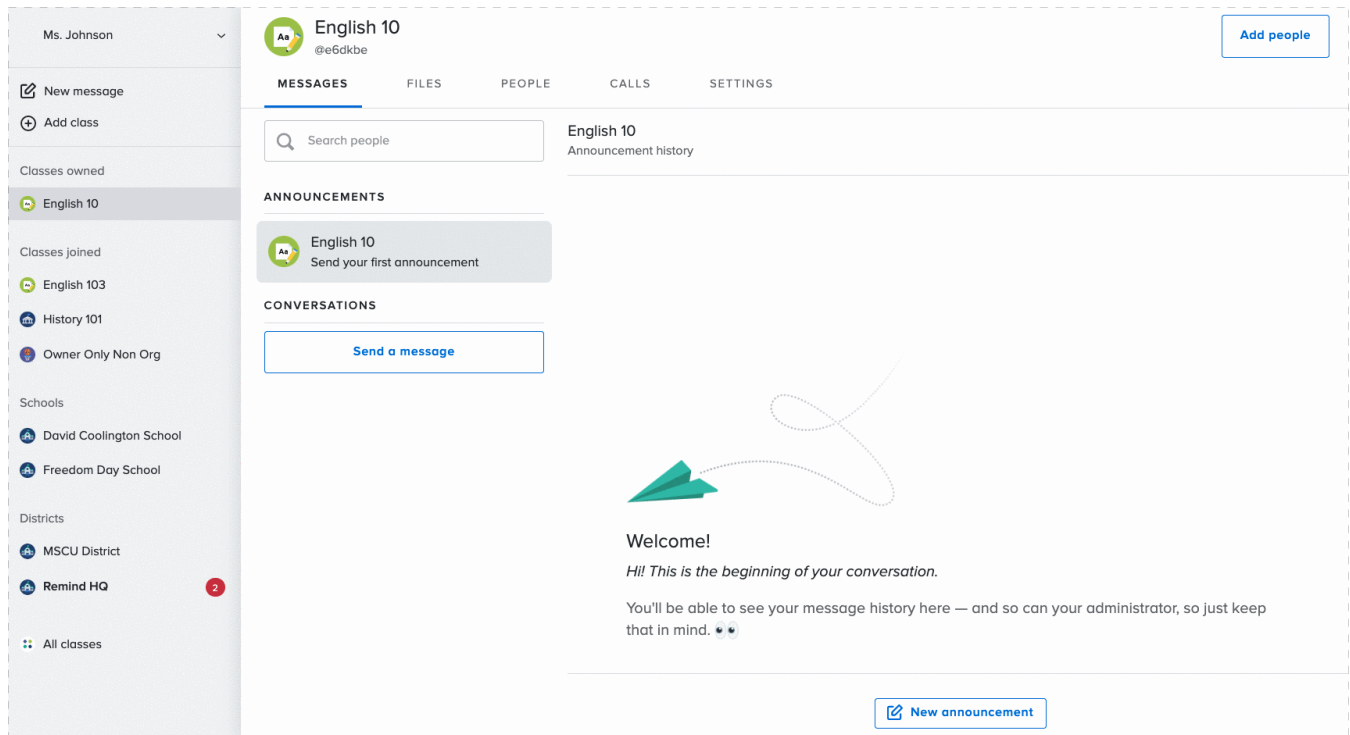
To receive messages in a specific language, you must add a preferred language to your Remind account. When a sender uses our translation feature, we'll automatically translate messages you receive into your preferred language.

**Note 1:** All of Google Translate's 90+ languages listed [here](#) are available for translation in Remind.



# To set your preferred language:

## Web

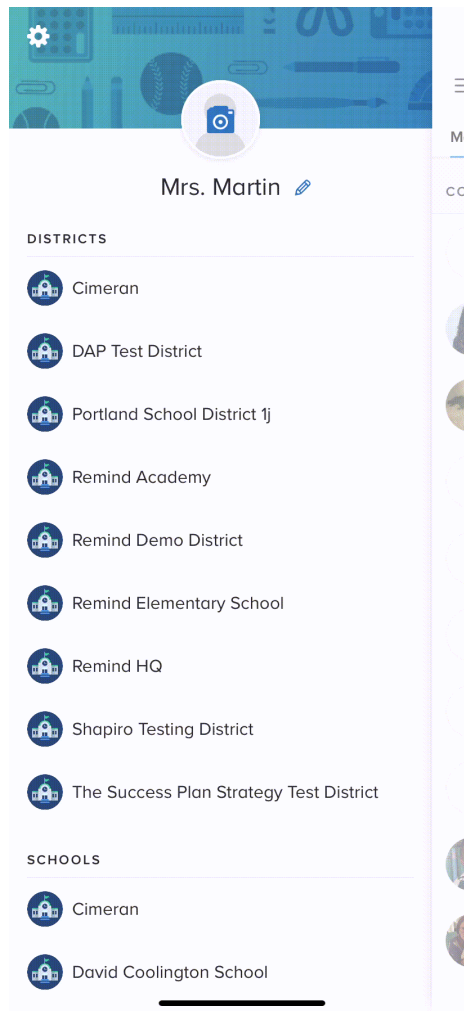


- 1 Log in to your Remind account.
- 2 Click on your name located on the upper left side of the dashboard.
- 3 Select **Account settings**.
- 4 On the **Profile** page, scroll down to the **Preferred language** section.
- 5 Click on the dropdown menu and select your preferred language.
- 6 Select **Save**.

Your account will automatically update with your preferred language.



## iOS app



Open the Remind app.

Tap the gear on the upper right.

Select **Your account**.

Tap **Change** under the **Preferred language** section.

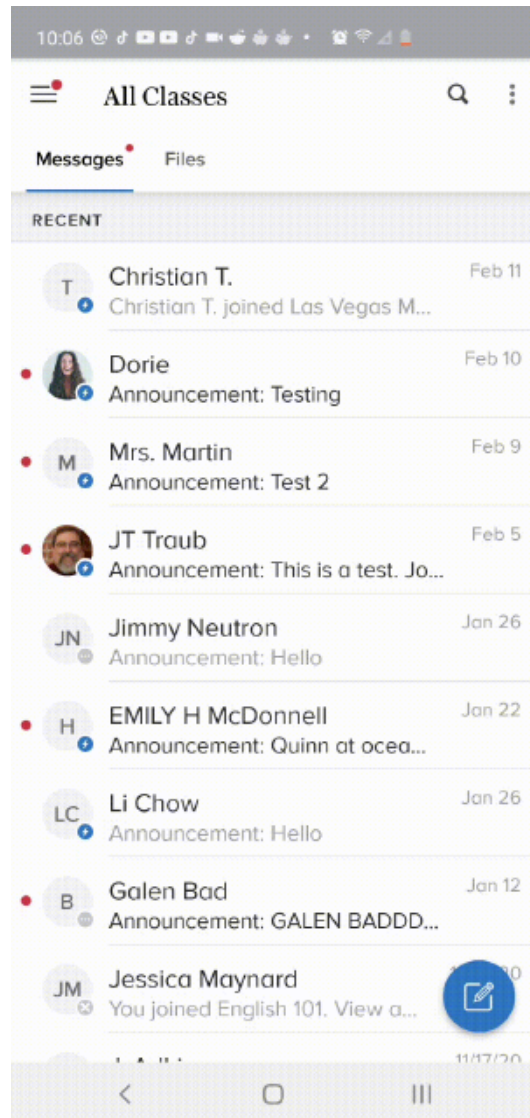
Search for your language, or scroll through the list to find it.

Tap the language you've chosen.

Your account will automatically update with your preferred language.



## Android app



Open the Remind app.

2 Tap the three vertical dots on the upper right.

Select **Account settings**.

Tap **Your account**.

Tap **Set preferred language**.

Search for your language, or scroll through the list to find it.

Tap the language you've chosen.

Your account will automatically update with your preferred language.

